

Product Contents

- 1x VDA-14
- 2x Mounting Ears
- 4x Mounting Screws
- 4x Plastic Cushions
- 1x Power Adapter (DC 5V)
- 1x Reference Guide

Safety Suggestions

**Read and Follow Instructions.** Read all safety and operating instructions before operating the unit.

**Retain Instructions.** Keep the safety and operating instructions for future reference.

**Heed Warnings.** Adhere to all warnings on the unit and in the operating instructions.

**Heat.** Keep the unit away from heat sources such as radiators, heat registers, stoves, etc., including amplifiers that produce heat.

**Power Sources.** Connect the unit only to a power supply of the type described in the operating instructions, or as marked on the unit.

**Power Cord Protection.** Route power supply cords so that they are not likely to be walked on or pinched by items placed on or against them, paying particular attention to the cord plugs at power receptacles and at the point at which they exit from the unit.

**Water and Moisture.** Do not use the unit near water—for example, near a sink, in a wet basement, near a swimming pool, near an open window, etc.

**Object and Liquid Entry.** Do not allow objects to fall or liquids to be spilled into the enclosure through openings.

**Servicing.** Do not attempt any service beyond that described in the operating instructions. Refer all other service needs to qualified service personnel.

**Damage Requiring Service.** The unit should be serviced by qualified service personnel when:

- The power supply cord or the plug has been damaged.
- Objects have fallen or liquid has been spilled into the unit.
- The unit has been exposed to rain.
- The unit does not appear to operate normally or exhibits a marked change in performance.
- The unit has been dropped or the enclosure has been damaged.

Cleaning

To clean this product, lightly dampen a lint-free cloth with plain water or a mild detergent and wipe the outer surfaces.

NOTE: Do not use harsh chemicals as damage to the unit may occur.

Federal Communications Commission Notice

This equipment has been tested and found to comply with the limits for a Class B digital device, pursuant to Part 15 of the FCC Rules. These limits are designed to provide reasonable protection against harmful interference in a residential installation. Any changes or modifications not expressly approved by the party responsible for compliance could void the user's authority to operate the device.

This equipment generates, uses, and can radiate radio frequency energy and, if not installed and used in accordance with the instructions, may cause harmful interference to radio communications. However, there is no guarantee that interference will not occur in a particular installation.

If this equipment does cause harmful interference to radio or television reception, which can be determined by turning the equipment off and on, the user is encouraged to try to correct the interference by one or more of the following measures:

- Reorient or relocate the receiving antenna.
- Increase the separation between the equipment and the receiver.
- Connect the equipment into an outlet on a circuit different from that to which the receiver is connected.
- Consult the dealer or an experienced radio/TV technician for help.

This device complies with Part 15 of the FCC Rules. Operation is subject to the following two conditions:

1. This device may not cause harmful interference.
2. This device must accept any interference received including interference that may cause undesired operation.

**Industry Canada Compliance Statement**

This device complies with Industry Canada license-exempt RSS standard(s). Operation is subject to the following two conditions:

1. This device may not cause harmful interference.
2. This device must accept any interference received including interference that may cause undesired operation.

Cet appareil est conforme avec Industrie Canada exempts de licence standard RSS (s). Son fonctionnement est soumis aux deux conditions suivantes:

1. Ce dispositif ne peut causer des interférences nuisibles.
2. Cet appareil doit accepter toute interférence reçue y compris des interférences qui peuvent provoquer un fonctionnement indésirable.



**DECLARATION OF CONFORMITY (DOC)**  
The Declaration of Conformity for this product can be found on the RTI website at: [www.rticorp.com/declaration](http://www.rticorp.com/declaration)

Contacting RTI

For news about the latest updates, new product information, and new accessories, please visit our web site at: [www.rticorp.com](http://www.rticorp.com)

For general information, you can contact RTI at:  
**Remote Technologies Incorporated**  
**5775 12th Ave. E Suite 180**  
**Shakopee, MN 55379**  
**Tel. (952) 253-3100**  
**Fax (952) 253-3131**  
**info@rticorp.com**

Service & Support

If you are encountering any problems or have a question about your RTI product, please contact RTI Technical Support for assistance (see the Contacting RTI section of this guide for contact details).

RTI provides technical support by telephone or e-mail. For the highest quality service, please have the following information ready:

- Your Name
- Company Name
- Telephone Number
- E-mail Address
- Product model and serial number (if applicable)

If you are having a problem with hardware, please note the equipment in your system, a description of the problem, and any troubleshooting you have already tried.

**\*Please do not return products to RTI without return authorization.\***

Limited Warranty

RTI warrants new products for a period of three (3) years (excluding consumables such as rechargeable batteries which are warrantied for one (1) year) from the date of purchase by the original purchaser (end user) directly from RTI / Pro Control (herein referred to as "RTI"), or an authorized RTI dealer.

Warranty claims may be initiated by an authorized RTI dealer using the original dated sales receipt or other proof of warranty coverage. In the absence of the receipt of purchase from the original dealer, RTI will provide warranty coverage extension of six (6) months from the date code of the product. Note: RTI warranty is limited to the provisions set forth in this policy and does not preclude any other warranties offered by third parties who are solely responsible for those other warranties.

Except as specified below, this warranty covers defects in product material and workmanship. The following are not covered by the warranty:

- Product purchased via unauthorized sellers or internet sites will not be serviced-regardless of purchase date.
- Damages caused by accident, misuse, abuse, neglect or acts of God.
- Cosmetic damage, including, but not limited to, scratches, dents and normal wear and tear.
- Failure to follow instructions contained in the Product Installation Guide.
- Damages due to products used in an application or environment other than that for which it was intended, improper installation procedures or adverse environmental factors such as incorrect line voltages, improper wiring, or insufficient ventilation.
- Repair or attempted repair by anyone other than RTI and Pro Control or authorized service partners.
- Failure to perform recommended periodic maintenance.
- Causes other than product defects, including lack of skill, competence or experience of user.
- Damage due to shipment of this product (claims must be made to the carrier).
- Altered unit or altered serial number: defaced, modified or removed.

RTI is also not liable for:

- Damages caused by its products or for failure of its products to perform, including any labor costs, lost profits, lost savings, incidental damages, or consequential damages.
- Damages based upon inconvenience, loss of use of the product, loss of time, interrupted operation, commercial loss, any claim made by a third party or made on behalf of a third party.
- Loss of, or damage to, data, computer systems or computer programs.

RTI's liability for any defective product is limited to repair or replacement of the product, at the sole discretion of RTI.

In cases where the warranty policy conflicts with local laws, the local laws will be adopted.



VDA-14

1x4 Video Distribution Amplifier

Reference Guide



VDA-14 1x4 Video Distribution Amplifier

The VDA-14 is a one input to four output HDMI distribution amplifier. The VDA-14 supports 3D and 4K video resolutions as well as multichannel audio formats.

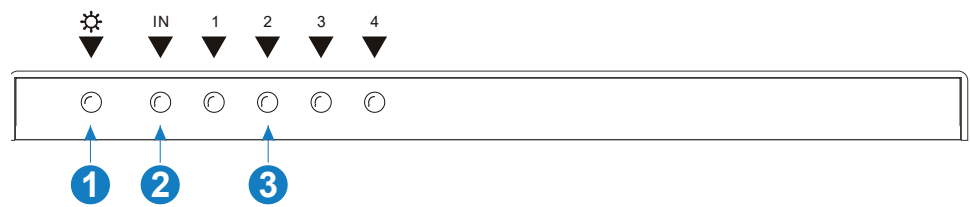
The EDID setting is defined by the first detected display. The VDA-14 features diagnostic LEDs on the front of the product indicating the state of the connections into and out of the unit.

The VDA-14 provides superior quality and reliability as well as these features:

- Provides distribution of one video source to up to four displays / projectors simultaneously.
- HDCP 2.2 compliant, supporting HDMI 2.0, backwards compatible with all previous HDMI standards.
- Supports HDMI / DVI resolutions up to 4Kx2K@60Hz 4:4:4.
- Up to 10m cable length for 4K resolution when using 24 AWG HDMI cables.
- Auto-detects input resolution.
- 18Gbps high bandwidth.
- Built-in EDID management adjusts output resolution to fit all connected displays.
- LEDs indicate connection and HDCP compliance status.

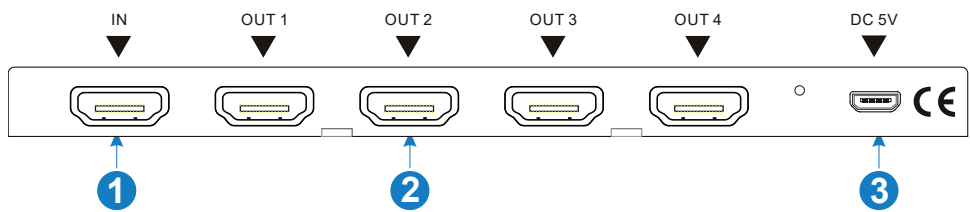
Installation & Operation

FRONT PANEL DESCRIPTION



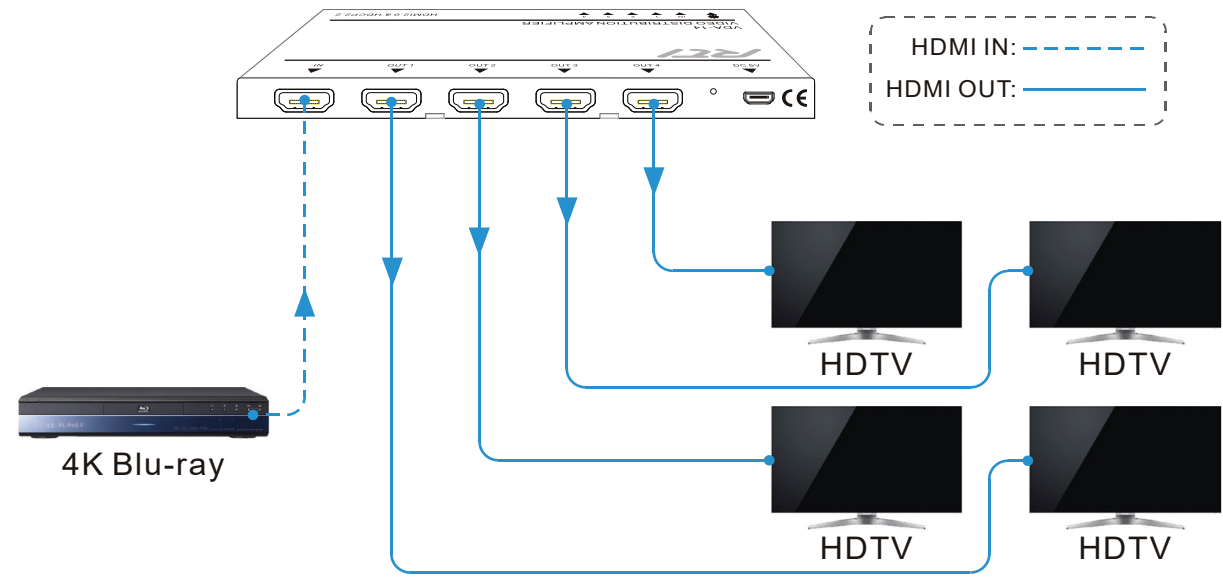
No.	Name	Function
1	Power Indicator	Turns red when power on.
2	Input Indicator	<ul style="list-style-type: none"><li>Turns blue when the HDMI input signal is transmitted with HDCP.</li><li>Blinks blue when the HDMI input signal is transmitted without HDCP.</li><li>Turns off when there is no HDMI signal input (no picture) or abnormal connection.</li></ul>
3	Output Indicator	Turns blue when there is HDMI output on the corresponding channel.

REAR PANEL DESCRIPTION



No.	Name	Function
1	HDMI Input	Type A female HDMI input port to connect HDMI source.
2	HDMI Output	Four Type A female HDMI output ports to connect HDMI displays.
3	DC 5V	<ul style="list-style-type: none"><li>Micro-USB port to connect a 5V DC power adapter.</li><li>Micro-USB port to plug a U-disk for firmware upgrade.</li></ul>

CONNECTION DIAGRAM



EDID MANAGEMENT

The EDID setting for the VDA-14 is defined by the first detected display. For example, if the display on Output 1 supports 4K video and the source plays 4K content, it will pass to all displays. If a display does not support the video content, there will be no video output on the display.

INSTALLATION

Please visit the RTI dealer portal ([www.rticorp.com/dealer](http://www.rticorp.com/dealer)) for additional instructions and specifications.  
NOTE: Features and specifications subject to change without notice.