



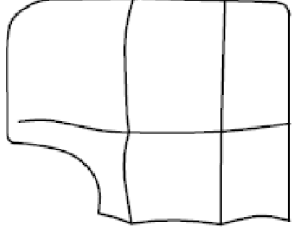
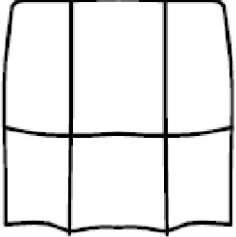
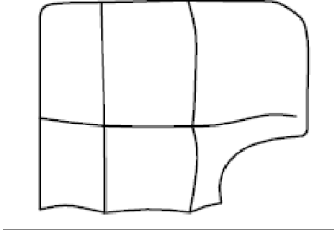
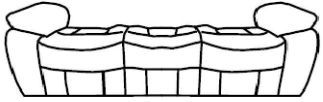
Assembly Instruction

ITEM NO. 8480BRW/GRY/RED-3

DOUBLE RECLINING SOFA BROWN/GREY/RED LEATHER GEL MATCH

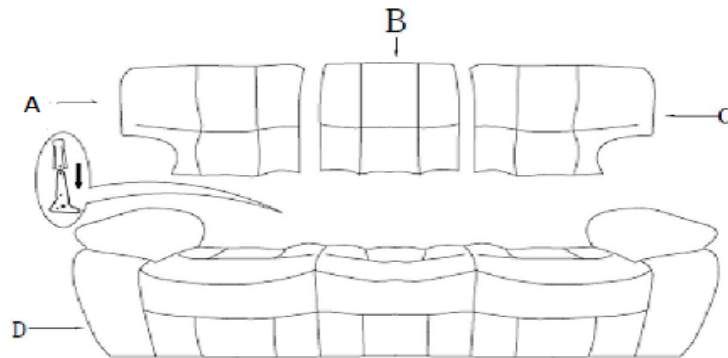
NOTE: Do not use power tools for assembly. Power tools increase the risk of over tightening which lead to splitting or cracking the wood.

PARTS LIST

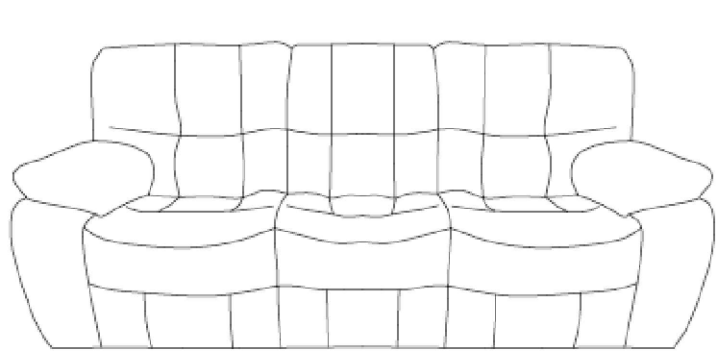
NO.	DRAWING	QTY	DESCRIPTION
A		1	LSF BACK REST
B		1	MIDDLE BACK REST
C		1	RSF BACK REST
D		1	SEAT

Please follow the drawings below to assemble the item.

Step 1. Align the female brackets at the back onto the male brackets at the seat, insert and push to the end, make sure the brackets are secured in position.



Step 2. Completed.



CARE INSTRUCTION FOR LEATHER GEL MATCH FURNITURE:

- Avoid exposing furniture directly to sunlight or heating and air conditioning outlets. Exposure to sunlight or heating and air conditioning outlets will fade/damage leather gel match.
- Wipe gently with a damp soft cloth to remove dust, dirt and any grime buildup.
- Wipe the leather gel match with professional cleanser.