

ROCHESTER™

AMERICAN OLEAN®



GLAZED PORCELAIN WITH GLAZED CERAMIC WALL & MOSAIC

FLOOR | WALL

STONE LOOK



AMERICAN OLEAN®
PROVEN IN TILE™

ROCHESTER™

Rochester™ is a blend of two popular natural stones, limestone and pulpis marble. The limestone provides the back drop with its soft sand-like movement and the pulpis marble provides beautiful, fine veining. The beauty of this natural stone inspired collection is enhanced by chiseled edges, creating an even more authentic look.



FLOOR | WALL

FINISHES: MATTE

USAGE



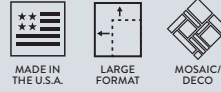
MATERIAL



PRICING



SPECIAL FEATURES



STONE LOOK

GLAZED PORCELAIN FLOOR TILE



WHITE RC01



GRAY RC02



BEIGE RC03

GLAZED CERAMIC WALL TILE



WHITE RC01



GRAY RC02




BEIGE RC03


GLAZED CERAMIC HEXAGON MOSAIC



WHITE RC01



GRAY RC02



BEIGE RC03



FLOOR | WALL

FINISHES: MATTE

USAGE



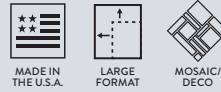
MATERIAL



PRICING



SPECIAL FEATURES



STONE LOOK

SIZES

			THICKNESS	SQ. FT./ CARTON	PIECES/ CARTON
	20 x 20 Floor Tile	19-3/4" x 19-3/4" (50.20 cm x 50.20 cm)	5/16"	16.26	6
	12 x 24 Floor Tile	11-13/16" x 23-13/16" (30.00 cm x 60.48 cm)	5/16"	15.60	8
	13 x 13 Floor Tile	13-1/8" x 13-1/8" (33.30 cm x 33.30 cm)	5/16"	16.66	14
	6 x 18 Wall Tile <input type="checkbox"/>	6" x 18" (15.25 cm x 45.76 cm)	3/8"	11.25	15
	4 x 12 Wall Tile <input type="checkbox"/>	4-1/4" x 12-7/8" (10.91 cm x 32.77 cm)	5/16"	10.64	28
	1/2 x 1 1/2 Hexagon Mosaic <input type="checkbox"/>	11-3/8" x 10-1/4" (29.89 cm x 26.04 cm Sheet)	1/4"	9.72	12

Ceramic body Dot-mounted

APPLICATIONS

	TARGET DCOF WET	SUITABLE
Dry & Level – Interior Floor	N/A	●*
Wet & Level – Interior Floor	≥ 0.42	●*
Shower Floors (Residential or Light Commercial)	≥ 0.42	●**
Exterior Floor Applications (including pool decking & other wet areas with minimal footwear)	≥ 0.60	
Ramps & Inclines	≥ 0.65	
Walls/Backsplashes	N/A	●
Countertops	N/A	●*
Pool Linings	N/A	●**

A DCOF value of ≥ 0.42 is the standard for tiles specified for level interior spaces expected to be walked upon when wet, as stated in ANSI A137.1-A326.3. For more information about DCOF and the DCOF AcuTest™, visit americanolean.com/DCOF.

APPLICATION NOTES:

Floor tile suitable for exterior applications in freezing and non-freezing climates, when proper installation methods are followed.

Wall and mosaic tile suitable for exterior applications in non-freezing climates, when proper installation methods are followed.

* Wall tile not suitable for this application.

** Mosaic tile only

FEATURES



All or select items within this series meet the requirements for these qualifications. For more information visit americanolean.com.

TRIM

			NUMBER	PIECES/ CARTON
	Floor Bullnose	3 x 12	P-43C9	30
	Jolly	1/2 x 12	S1/212J	6 CARDS*

*4 Pieces per card

INSTALLATION & PRICING

Grout Joint Recommendation	Shade Variation
<p>Floor: 3/16" (Overlap should not exceed 33% when installing tile with a length 15" or greater in a staggered brick-joint pattern.)</p> <p>Wall: (6 x 18) 1/16" (1/8" when rectangular size is installed in a staggered brick-joint pattern; overlap should not exceed 33%.) (4 x 12) 1/16" (When rectangular size is installed in a staggered brick-joint pattern, overlap should not exceed 33%.)</p> <p>Mosaic: 1/8"</p>	<p>MEDIUM (V2)</p>

PERFORMANCE CHARACTERISTICS

	ASTM#	FLOOR RESULT	WALL RESULT	MOSAIC RESULT
Water Absorption	C373	< 0.5%	<20.0%	<3.0%
Breaking Strength	C648	> 275 lbs.	120 - 230 lbs.	>250 lbs.
Scratch Hardness	MOHS	8.0	4.0 - 6.0	8.0
Chemical Resistance	C650	Resistant	Resistant	Resistant

For additional information on test results, visit us at: americanolean.com/information/TestResults.

DURABILITY

Floor Surface Wear Resistance

1 Residential Bathrooms	3 All Residential / Light Commercial
2 All Residential Areas	4 All Residential / Commercial

NOTES

Since there are variations in all fired ceramic and natural products, tile and trim supplied for your particular installation may not match samples. Final confirmation should be made from actual tiles and trim prior to installation. Manufactured in accordance with ANSI A137.1 standards.

Not for use on ramps. Water, oil, grease, improper drainage and certain footwear can create slippery conditions. Floor applications expected to be exposed to these conditions require extra caution in product selection.

For additional information refer to "Factors to Consider" at: americanolean.com/Factors.

Special consideration needs to be given when installing tiles greater than 15 inches. Please refer to americanolean.com/LargeTiles for more information.

Use of a latex modified thin-set is recommended for installation. For more information, visit americanolean.com.

