

# ARCHEOLOGY™

GLAZED PORCELAIN

REVEAL IMAGING®

**MARAZZI**   
DARE TO BE BOLD™


## FLOOR TILE



Babylon



Crystal River



Troy



Chaco Canyon

## PINWHEEL MOSAIC 13 x 13 SHEET



Babylon



Crystal River



Troy



Chaco Canyon


## 3 x 3 SQUARE MOSAIC 13 x 13 SHEET




Babylon



Crystal River



Troy



Chaco Canyon

## STRIP MOSAIC 12 x 12 SHEET



Babylon



Crystal River



Troy






Chaco Canyon

## USAGE

Floors	Walls	Countertops
F	W	C

**SIZES**

			Thickness	Sq. Ft./ Carton	Pieces/ Carton
	20 x 20 Floor Tile	(19-11/16" x 19-11/16") (50.00 cm x 50.00 cm)	3/8"	18.83	7
	12 x 24 Floor Tile	(11-13/16" x 23-5/8") (30.00 cm x 60.00 cm)	5/16"	17.37	9
	13 x 13 Floor Tile	(13-1/8" x 13-1/8") (33.30 cm x 33.30 cm)	5/16"	15.52	13
	6-1/2 x 13 Floor Tile	(6-1/2" x 13-1/8") (16.50 cm x 33.30 cm)	5/16"	9.46	16
	6-1/2 x 6-1/2 Floor Tile	(6-1/2" x 6-1/2") (16.50 cm x 16.50 cm)	5/16"	9.38	32
	3 x 3 Mosaic (Mesh-mounted)	(13-1/8" x 13-1/8" Sheet) (33.30 cm x 33.30 cm)	5/16"	---	10
	Pinwheel Mosaic (Mesh-mounted)	(13-1/8" x 13-1/8" Sheet) (33.30 cm x 33.30 cm)	5/16"	---	10
	Strip Mosaic (Mesh-mounted)	(12" x 12" Sheet) (30.48 cm x 30.48 cm)	5/16"	---	10

**APPLICATIONS**

	Target DCOF wet	Suitable
Dry & Level - Interior Floor	N/A	■
Wet & Level - Interior Floor	≥ 0.42	■
Shower Floors (Residential or Light Commercial)	≥ 0.42	■*
Exterior Floor Applications (including pool decking & other wet areas with minimal footwear)	≥ 0.60	
Ramps & Inclines	≥ 0.65	
Walls/Backsplashes	N/A	■
Countertops	N/A	■
Pool Linings	N/A	■*

A DCOF value of ≥0.42 is the standard for tiles specified for level interior spaces expected to be walked upon when wet, as stated in ANSI A137.1-A326.3. For more information about DCOF and the DCOF AcuTest™, visit [marazzitile.com/DCOF](http://marazzitile.com/DCOF).

**APPLICATION NOTES:**


Suitable for exterior applications in freezing and non-freezing climates, when proper installation methods are followed.

\* 3 x 3 Mosaic and Pinwheel Mosaic only

**TRIM**

Description	Size	Shape
Floor Bullnose	3 x 13	

**INSTALLATION**

Grout Joint Recommendation	Shade Variation
3/16" (Overlap should not exceed 33% when installing tile with a length 15" or greater in a staggered brick-joint pattern. When multiple sizes are installed in a modular pattern, please specify same size caliber at time of order.)	 Random Variation

**PERFORMANCE CHARACTERISTICS**

	ASTM#	Floor/Mosaic Result
Water Absorption	C373	< 0.5%
Breaking Strength	C648	> 275 lbs
Scratch Hardness	MOHS	7.0
Chemical Resistance	C650	Resistant
Abrasion Resistance	C1027	IV

For additional information on test results, visit us at: [marazzitile.com/information/TestResults](http://marazzitile.com/information/TestResults).

**NOTES**

Since there are variations in all fired ceramic and natural products, tile and trim supplied for your particular installation may not match samples. Final confirmation should be made from actual tiles and trim prior to installation. Manufactured in accordance with ANSI A137.1 standards.

Not for use on ramps. Water, oil, grease, improper drainage and certain footwear can create slippery conditions. Floor applications expected to be exposed to these conditions require extra caution in product selection.

For additional information refer to "Factors to Consider" at: [marazzitile.com/Factors](http://marazzitile.com/Factors).

Random visuals enhance the natural beauty of this product. To achieve optimal results, all tile should be selected from multiple cartons and shading and graphic arrangement planned prior to installation.

Special consideration needs to be given when installing tiles greater than 15 inches. Please refer to [marazzitile.com/LargeTiles](http://marazzitile.com/LargeTiles) for more information.

Use of a latex modified thin-set is recommended for installation. For more information, visit [marazzitile.com](http://marazzitile.com).

	Floor Tile					Deco			Trim
	20 x 20	12 x 24	13 x 13	6-1/2 x 13	6-1/2 x 6-1/2	3 x 3 Square Mosaic 13 x 13 Sheet	Pinwheel Mosaic 13 x 13 Sheet	Strip Mosaic 12 x 12 Sheet	3 x 13 Floor Bullnose
Babylon	UL26	UL22	UL2A	UL2E	UL2J	UL2W	UL32	UL36	UL2S
Chaco Canyon	UL27	UL23	UL2B	UL2F	UL2K	UL2X	UL33	UL37	UL2T
Crystal River	UL28	UL24	UL2C	UL2G	UL2L	UL2Y	UL34	UL38	UL2U
Troy	UL29	UL25	UL2D	UL2H	UL2M	UL2Z	UL35	UL39	UL2V

\* Individual pieces on Mesh-mounted Mosaics are tumbled to intentionally create distressed edges that add timeless character. As in nature, the edges can appear irregular and slightly worn, adding a slightly rustic touch.



Floor Tile



Wall Tile



Reveal Imaging\*



Pre-Consumer  
Recycled Content

