





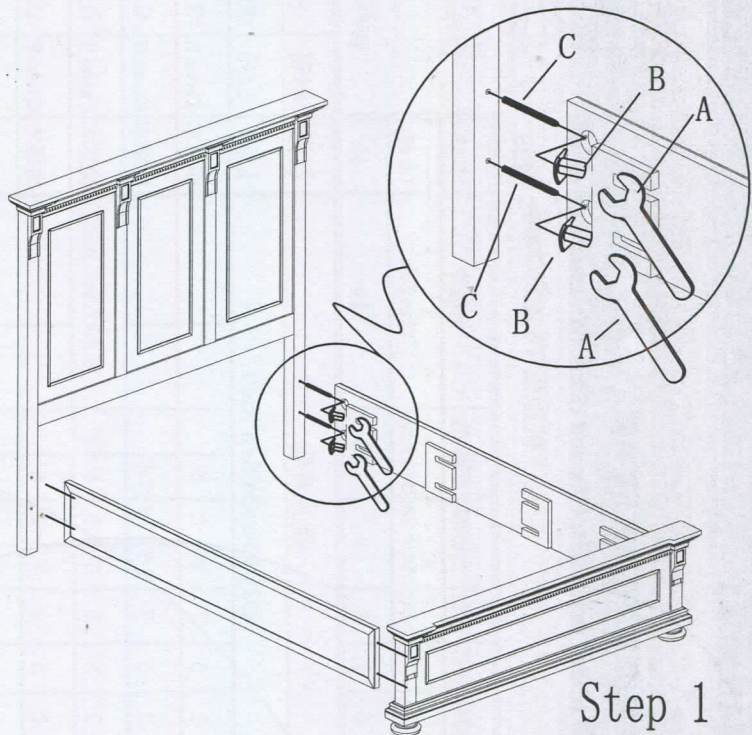
HEKMAN

ASSEMBLY INSTRUCTIONS


23366 HFR- King Bed

A HOWARD MILLER COMPANY

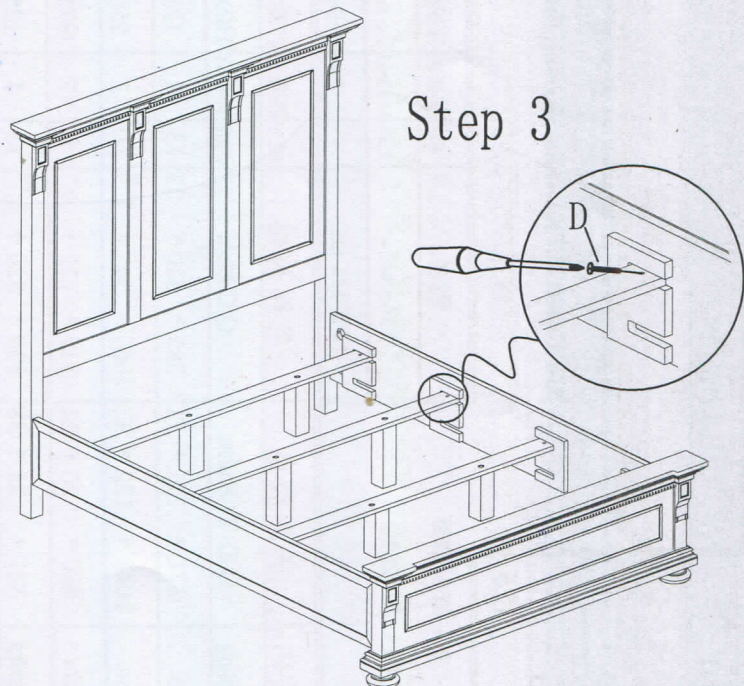
A		5/16	1Pc
B		5/16	8Pcs
C		5/16	8Pcs
D		Ø*32mm	8Pcs



Step 1



Step 2



Step 3

Step 1: Assembly bed rails to the headboard and footboard with threaded rod (C), Nut and Washer (B), using Wrench (A).

Step 2: Attach the feet to bed slats using both segment for higher position, only one segment for the lower position.

Step 3: Place the bed slats in the position the feet are adjust for attach with screw (D).

MADE IN VIETNAM