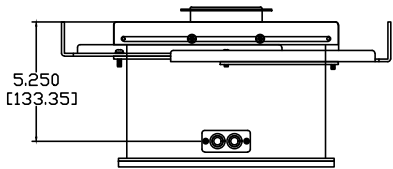
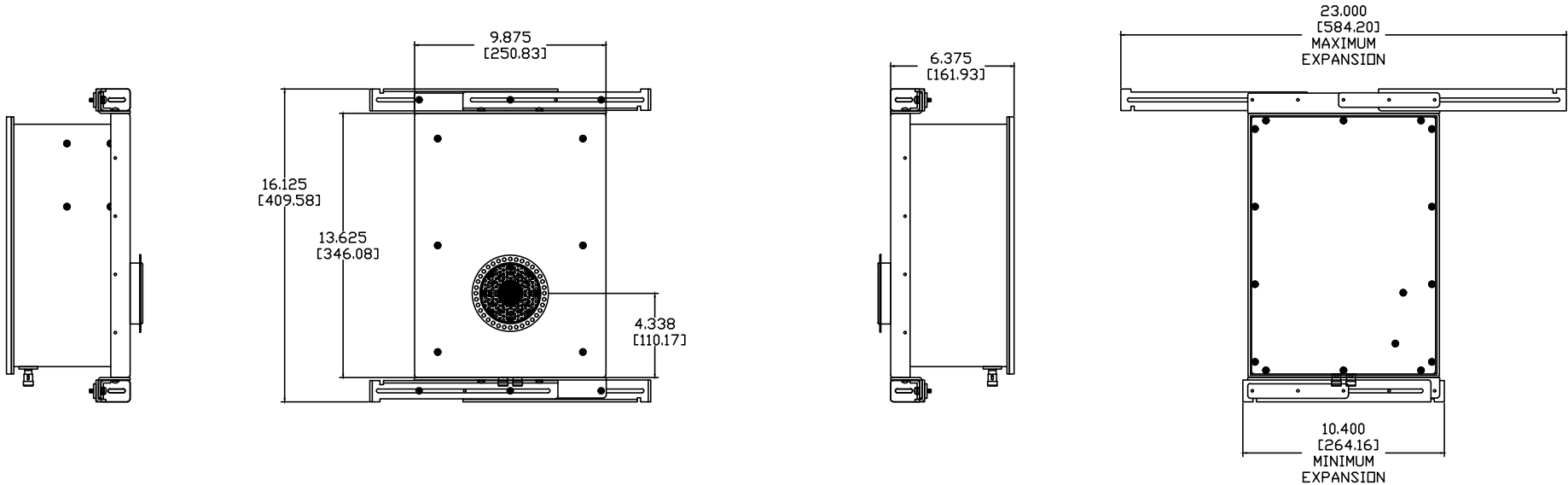
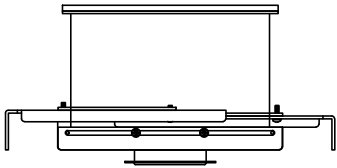
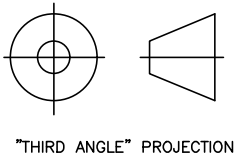


REVISIONS				
ECN	REV.	DESCRIPTION	DATE	APPROVED
	A	RELEASE FOR PRODUCTION	01-15-16	
	B	ADDED MF NETWORK HOLE	01-25-16	
	C	MOVE LF XOVER, ADD 70V OPTIONS, MOVE MF/HF	07-11-16	
21001	D	REDESIGN FOR LASER CUTTING	01-12-21	
21002	E	UPDATE HOUSING WITH PORT EXTRUSION FRONT MOUNTING PLATE SCREWS CHANGED TO 8-32 BRACKET FILLETS AND RELIEFS REVISED	01-21-21	
22015	F	TRIM KIT HOLES REMOVED FROM HOUSING	03-22-22	



NOTES:

- 1: MATERIAL – 5052 ALUMINUM  
UNLESS OTHERWISE SPECIFIED
- 2: FINISH – TBD



"THIRD ANGLE" PROJECTION

PROPRIETARY INFORMATION		JAMES LOUDSPEAKER	
THE DESIGNS, INFORMATION, AND DATA CONTAINED HEREIN ARE PROPRIETARY AND ARE SUBMITTED IN CONFIDENCE, AND SHALL NOT BE DISCLOSED, USED OR DUPLICATED IN WHOLE OR IN PART, FOR ANY PURPOSES WHATSOEVER, WITHOUT THE PRIOR WRITTEN PERMISSION OF JAMES LOUDSPEAKER LLC, 2185 PARK PL, MINDEN, NV 89423. THIS LEGEND SHALL BE MARKED ON ANY REPRODUCTIONS HEREOF IN WHOLE OR IN PART. RECEIPT OF THIS DOCUMENT SHALL BE DEEMED TO BE AN ACCEPTANCE OF THE CONDITIONS SPECIFIED HEREIN.		SA63-7	
		EXTERNAL DIMENSIONS	
		P/N: -	
		DWR #: 160115-K201	
		REVISED BY: S. LOESCH	
		DRAWN BY: K. DUNLEA	
		DATE: 01-15-16	
		APPROVED:	
		DRAFTING APPROVED:	
		SCALE:	
		TOLERANCES: ANG: ± = .5° FRACT. ± = 1/32	
		DECIMALS: .XX ± = .01 .XXX ± = .005	
		REVISION: F	SHEET 1 OF 6