



ADEX
since 1897



OCEAN COLLECTION

OCEAN Micro Crackle

Glossy Finish - Slightly Undulated Surface

Find out the product code simply by putting together the color and the item

Example: **ADOW** **836**

AVAILABLE COLORS

Whitecaps **ADOW** Sand Dollar **ADOS** Surf Gray **ADOG** Top Sail **ADOT**

FIELD TILES

UNDULATED



836 3"x6"



839 3"x9"

TRIMS

FINISHING EDGES



FE



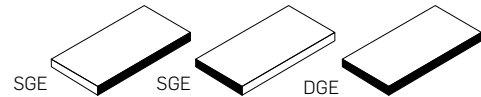
FE Corner

506 FE 0.4"x6"

509 FE 0.4"x9"

500 FE Corner

GLAZED EDGES



801 3"x6" SGE 6"

802 3"x6" SGE 3"

803 3"x6" DGE Right

804 3"x6" DGE Left


805 3"x9" SGE 9"

806 3"x9" SGE 3"


807 3"x9" DGE Right

808 3"x9" DGE Left

DECORATIVE ACCESSORIES




501 6"x6" Persian Deco




502 6"x6" Caspian Deco



207 0.8"x6" Stripe Liner



208 1"x6" Bar Liner



209 1"x6" Quarter Round




210 Beak

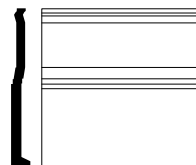
FINISHING TOUCHES



201 1.2"x6" Chair Molding



204 2"x6" Rail Molding



809 6"x6" Base Board
(Glazed Top Edge)

END CAPS



202



205



810

FRAME CORNERS



203



206

ADOW Whitecaps



ADOS Sand Dollar



ADOT Top Sail



ADOG Surf Gray





FIELD TILES		
SIZE	SIZE SPECIFICATIONS	THICKNESS*
UNDULATED TILE		
3"x6"	2.913"x5.827" (74mm x 148mm)	0.307" (7.8mm)
3"x9"	2.913"x8.740" (74mm x 222mm)	0.319" (8.1mm)
DECORATIVE ACCESORIES & FINISHING TOUCHES		
Stripe Liner 0.8"x6"	0.787"x5.827" (20mm x 148mm)	0.472" (12mm)
Bar Liner 1"x6"	0.984"x5.866" (25mm x 149mm)	0.630" (16mm)
Quarter Round 1"x6"	0.984"x5.827" (25mm x 148mm)	0.354" (9mm)
Chair Molding 1.2"x6"	1.181"x5.866" (30mm x 149mm)	0.787" (20mm)
Rail Molding 2"x6"	1.968"x5.827" (50mm x 148mm)	0.945" (24mm)
Base Board (Glazed Top Edge) 6"x6"	5.866"x5.866" (149mm x 149mm)	0.551" (14mm)
APPLICATIONS		
	SUITABLE RESIDENTIAL	SUITABLE COMMERCIAL
Bathroom Walls**	YES	YES
Shower Walls**	YES	YES
Kitchen Walls**	YES	YES
Countertops	NO	NO
Fireplace Surrounds**	YES	YES
Outdoor Cooking / Bar Spaces**	YES	YES
Pool Waterlines / Water Fountains	NO	NO
Floors	NO	NO
PERFORMANCE CHARACTERISTICS		
	TEST METHOD ATSM / ISO	RESULT
Water Absorption	C-373 / 10545-3	Pass
Breaking Strength	C-648 / 10545-4	Pass
Chemical Resistance***	C-651 / 10545-14	Resistant
Facial Dimensions	C-499 / 10545-2	Pass
Range of Thickness	C-499 / 10545-2	Pass
Warpage	C-485 / 10545-2	Pass

INSTALLATION	
GROUT JOINT RECOMMENDATION	SHADE VARIATION
1/8"	V1 - Uniform Appearance

CLEANING RECOMMENDATIONS
Routine with a non-abrasive/non-acidic, mild and PH neutral cleaner
SEALING GUIDELINES
Solvent based penetrating sealer suitable for ceramic tiles

CHARACTERISTICS	
Glaze	Crackle with subtle movement
Surface Sheen	Glossy
Texture	Slightly Undulated

*Thickness is understood as the highest point of the tile.

**Crackle tiles must be properly sealed. (See SEALING instructions in INSTALLATION & MAINTENANCE guidelines).

*** In order to accomplish this test, the tile must be properly sealed.

Due to the nature of our tile, a certain amount of variation in color, shading, surface and texture are to be expected.



CONTACT US

Corporate Headquarters

South East Distribution Center

9450 N.W.12th St.
Miami, FL 33172
Office: 305-513-4633
Fax: 305-513-4634
customerservice@adexusa.com

West Coast Distribution Center

2344 E. Walnut Ave.
Fullerton, CA 92831
Office: 714-773-0197
Fax: 714-773-9352
customerservicewest@adexusa.com

North East Distribution Center

1000 Wall St. W.
Lyndhurst, NJ 07071
Office: 201-355-8772
Fax: 201-636-2802
customerservicene@adexusa.com



Our company has an environmental management system in place according to the Norm ISO 14001 certified by European Quality Assurance (EQA)