





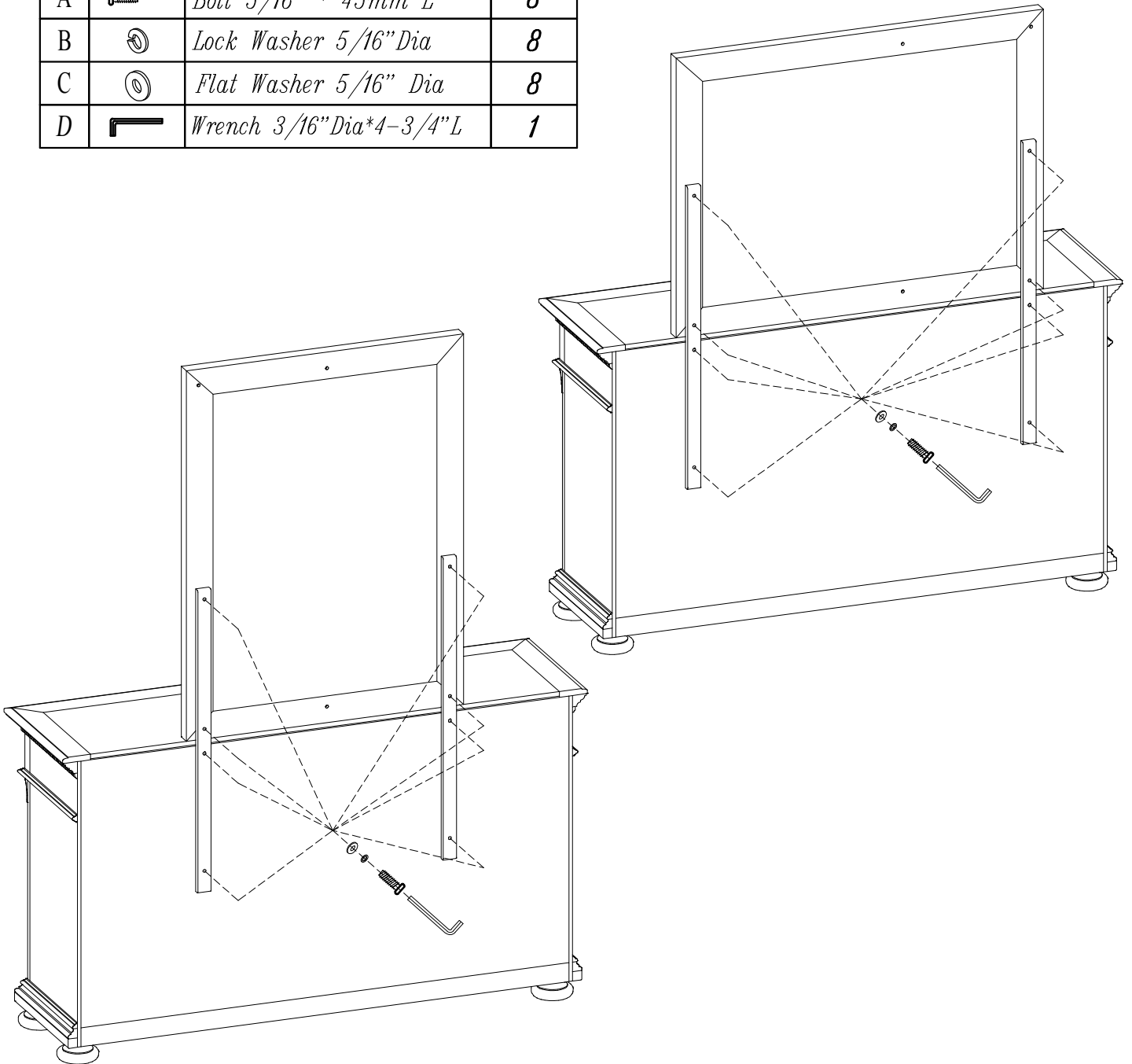
HEKMAN

X A HOWARD MILLER COMPANY

ASSEMBLY INSTRUCTIONS

25267 - Mirror

NO.	Hardware List		Q'ty
A		Bolt 5/16" * 45mm L	8
B		Lock Washer 5/16" Dia	8
C		Flat Washer 5/16" Dia	8
D		Wrench 3/16" Dia*4-3/4" L	1



PUT THE MIRROR ON TOP OF THE DRESSER, ASSEMBLE THE MIRROR SUPPORT WITH BOLT (A), LOCK WASHER (B), AND FLAT WASHER (C) USING WRENCH (D)

MADE IN INDONESIA