

# HISTORIC LIMESTONE™

COLORBODY™ PORCELAIN FLOOR AND HEX, GLAZED PORCELAIN 2 x 8 FLOOR,  
AND GLAZED CERAMIC WALL & 2 x 2 MOSAIC

AMERICAN OLEAN®



STONE LOOK



AMERICAN OLEAN®  
PROVEN IN TILE™



# HISTORIC LIMESTONE™

Historic Limestone™ honors the timeless look of limestone with an urban rustic twist. The complete floor, wall and mosaic assortment revives the appeal of limestone through authentic graphics shown in each piece. Paving the way for design innovation, a new Landmark Hex beautifully combines the look of limestone and wood, creating an intricate lattice work pattern. This collection also features Stepwise™ Technology, making it up to 50% more slip-resistant than ordinary glazed tile and allowing you to extend the visuals of stone from your indoor to outdoor spaces.

Celebrate limestone's classic appearance while reaching new heights through a mix of shapes and sizes.



**50% MORE**  
**SLIP RESISTANT**  
**THAN ORDINARY TILE\***

\*When compared to the meeting ANSI Standards

Cover photo features Tradition 24 x 24 on the floor, Tradition 12 x 24 on the upper wall, and Legacy Picket on the lower wall.  
Above photo features Legacy 24 x 24 and Legacy Landmark Hex on the floor.




















# HISTORIC LIMESTONE™

COLORBODY™ PORCELAIN FLOOR AND HEX, GLAZED PORCELAIN 2 x 8 FLOOR, AND GLAZED CERAMIC WALL & 2 x 2 MOSAIC

AMERICAN OLEAN®

FINISHES: MATTE

<b>USAGE</b>  FLOOR  WALL  COUNTERTOP  SHOWER FLOOR  EXTERIOR FLOOR	<b>MATERIAL</b>  PC  CG	<b>PRICING</b>  LOW HIGH	<b>SPECIAL FEATURES</b>  STEPWISE™  TRUEEDGE™  MADE IN THE U.S.A.  LARGE FORMAT  MOSAIC/DECO  ENCAUSTIC  TERRAZZO  PAVER  CUSTOMIZE
--	---	--	--

NOT APPLICABLE FOR ALL PRODUCTS IN THIS SERIES. SEE CHARTS FOR FULL PRODUCT DETAILS.

STONE LOOK

## COLORBODY™ PORCELAIN FLOOR TILE WITH STEPWISE™ TECHNOLOGY



TRADITION HS10



NATIVE HS11



LINEAGE HS12



LEGACY HS13

## COLORBODY™ PORCELAIN LANDMARK HEX



TRADITION BLEND HS14



NATIVE BLEND HS15



LINEAGE BLEND HS16



LEGACY BLEND HS17

## GLAZED PORCELAIN 2 x 8 FLOOR TILE



TRADITION HS10



NATIVE HS11



LINEAGE HS12



LEGACY HS13


## GLAZED CERAMIC 3 x 12 PICKET WALL TILE



TRADITION HS10



NATIVE HS11



LINEAGE HS12



LEGACY HS13

## GLAZED CERAMIC 2 x 2 MOSAIC WITH STEPWISE™ TECHNOLOGY 12 x 24 SHEET




TRADITION HS10



NATIVE HS11



LINEAGE HS12



LEGACY HS13



**50% MORE**  
SLIP RESISTANT  
THAN ORDINARY TILE\*  
\*When compared to matching ANSI Standard



WATERPROOF



STAINPROOF



DENTPROOF



SCRATCH-RESISTANT



FIRE-RESISTANT  
\*Not Applicable to Mesh-Mounted Mosaics



INDOOR/OUTDOOR



SIMPLICLEAN™

VISIT [AMERICANOLEAN.COM/WHYTILE](http://AMERICANOLEAN.COM/WHYTILE) FOR A COMPLETE LIST OF QUALIFICATIONS AND EXCLUSIONS.



# HISTORIC LIMESTONE™

COLORBODY™ PORCELAIN FLOOR AND HEX, GLAZED PORCELAIN 2 x 8 FLOOR, AND GLAZED CERAMIC WALL & 2 x 2 MOSAIC

AMERICAN OLEAN®

FINISHES: MATTE

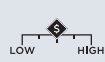
## USAGE



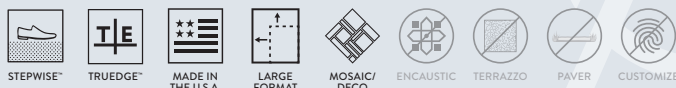
## MATERIAL



## PRICING



## SPECIAL FEATURES



NOT APPLICABLE FOR ALL PRODUCTS IN THIS SERIES. SEE CHARTS FOR FULL PRODUCT DETAILS.

## SIZES

			THICKNESS	SQ. FT./ CARTON	PIECES/ CARTON
	24 x 48 Floor Tile*	23-3/8" x 46-15/16" (59.44 cm x 119.30 cm)	5/16"	15.26	2
	24 x 24 Floor Tile*	23-3/8" x 23-3/8" (59.44 cm x 59.44 cm)	5/16"	15.20	4
	12 x 24 Floor Tile*	11-5/8" x 23-3/8" (29.56 cm x 59.44 cm)	5/16"	15.12	8
	2 x 8 Floor Tile	2-1/4" x 8" (5.73 cm x 20.34 cm)	5/16"	4.68	36
	12 x 10 Landmark Hex (Mesh-mounted)	12-1/2" x 10-1/2" (30.48 x 33.02 cm)	5/16"	4.56	10
	3 x 12 Picket Wall Tile	3" x 12" (7.65 cm x 30.70 cm)	5/16"	8.88	40
	2 x 2 Mosaic* (Dot-mounted)	12" x 24" Sheet (30.48 cm x 60.96 cm Sheet)	1/4"	24.00	12

\*With Stepwise™ Technology

## INSTALLATION & PRICING

Grout Joint Recommendation	Shade Variation
<b>Floor:</b> 1/8" (3/16" when installing tile with a length 15" or greater in a staggered brick-joint pattern, overlap should not exceed 33%). <b>Wall:</b> 1/16" <b>Mosaic:</b> 1/8"	 <b>HIGH</b> (V3)

## PERFORMANCE CHARACTERISTICS

	ASTM#	FLOOR/LANDMARK HEX RESULT	WALL RESULT	2x2 MOSAIC RESULT
Water Absorption	C373	< 0.5%	< 20.0%	< 3.0%
Breaking Strength	C648	> 275 lbs	120 - 230 lbs	> 250 lbs
Scratch Hardness	MOHS	8.0	4.0 - 6.0	7.0
Chemical Resistance	C650	Resistant	Resistant	Resistant

For additional information on test results, visit us at: [americanolean.com/information/TestResults](http://americanolean.com/information/TestResults).

## DURABILITY

Floor Surface Wear Resistance		
1	Residential Bathrooms	3 All Residential / Light Commercial
2	All Residential Areas	④ All Residential / Commercial

## FEATURES



CERTIFIED  
**PORCELAIN**™  
0.5% or less water absorption

**ZEROTOX**  
Healthy Homes | Healthy Planet

888.AOT.TILE

AMERICANOLEAN.COM



AMERICAN OLEAN®  
PROVEN IN TILE™



LEARN MORE

All or select items within this series meet the requirements for these qualifications.  
For more information visit [americanolean.com](http://americanolean.com).

©2021 AMERICAN OLEAN (09/21)

## TRIM

			NUMBER	PIECES/ CARTON
	Floor Bullnose	3 x 24	P43F9	10
	Jolly	1/2 x 12	S1/212J	6 cards*

\* 4 pieces per card.

## APPLICATIONS

	TARGET DCOF WET	SUITABLE
Dry & Level – Interior Floor	N/A	●*
Wet & Level – Interior Floor	≥ 0.42	●*
Shower Floors (Residential or Light Commercial)	≥ 0.42	●**
Exterior Floor Applications (including patios, pool decking & other wet areas with minimal footwear)	≥ 0.60	●***
Ramps & Inclines	≥ 0.65	
Walls/Backsplashes	N/A	●
Countertops	N/A	●*
Pool Linings	N/A	●**

A DCOF value of ≥0.42 is the standard for tiles specified for level interior spaces expected to be walked upon when wet, as stated in ANSI A137.1-A326.3. For more information about DCOF and the DCOF AcuTest™, visit [americanolean.com/DCOF](http://americanolean.com/DCOF).

## APPLICATION NOTES:

Wall tile and 2 x 2 mosaic suitable for exterior applications (provided it is noted as suitable in the applications chart above) in non-freezing climates, when proper installation methods are followed.

Floor tile and Landmark Hex suitable for exterior applications (provided it is noted as suitable in the applications chart above) in freezing and non-freezing climates, when proper installation methods are followed.

\* Wall tile not suitable for this application.

\*\* Mosaic tile only.

\*\*\* Floor tile and 2 x 2 Mosaics only.

## NOTES

Since there are variations in all fired ceramic and natural products, tile and trim supplied for your particular installation may not match samples. Final confirmation should be made from actual tiles and trim prior to installation. Manufactured in accordance with ANSI A137.1 standards.

Not for use on ramps. Water, oil, grease, improper drainage and certain footwear can create slippery conditions. Floor applications expected to be exposed to these conditions require extra caution in product selection.

For additional information refer to "Factors to Consider" at: [americanolean.com/Factors](http://americanolean.com/Factors).

Special consideration needs to be given when installing tiles greater than 15 inches. Please refer to [americanolean.com/LargeTiles](http://americanolean.com/LargeTiles) for more information.