

**1. What is the Supervisor MU?**

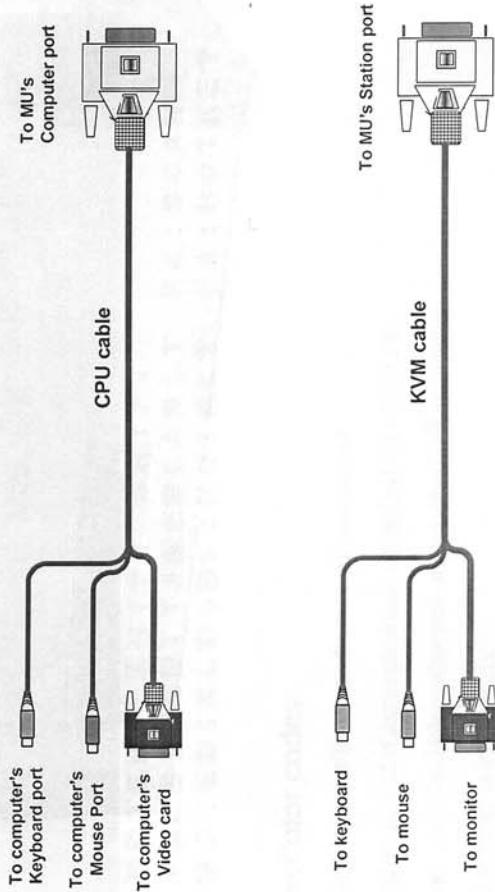
The Supervisor MU from Minicom is a multi-user KVM switching solution. With the MU, control up to 8 computers from 4 separate workstations. Increase this through cascading to 128 computers.

Using extra workstations gives you the following advantages:

- Monitor and control computers from multiple locations
- Multiple administrators can monitor and control different computers simultaneously

**2. The cables**

The 2 cables below connect the MU to the computers and workstations.



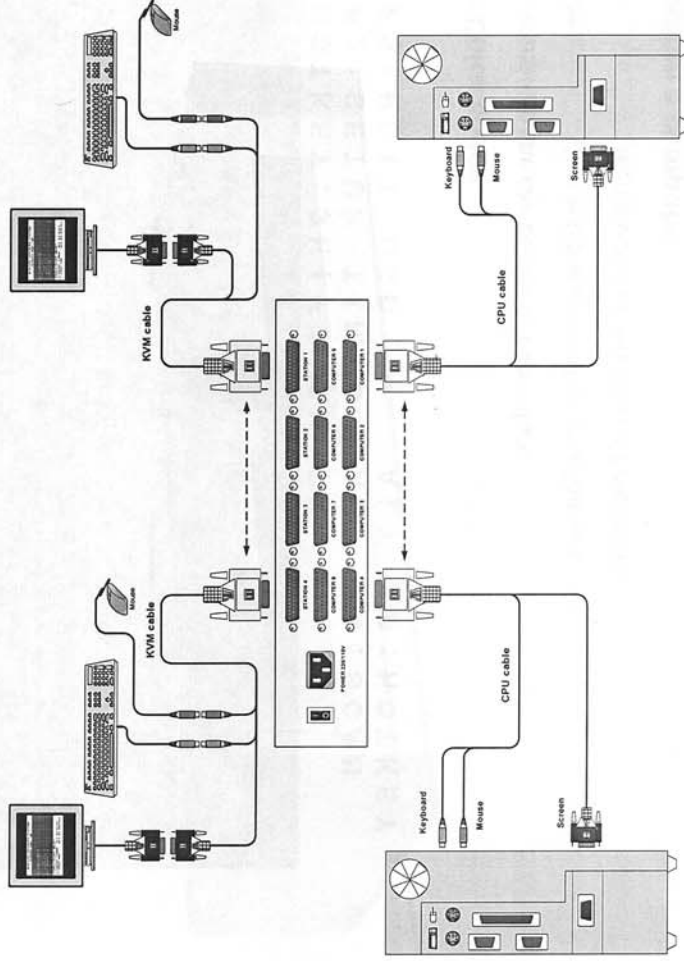
**3. Pre-Installation instructions**

Switch off all computers and ensure that the MU On/Off switch is in the Off position. Place the workstations up to 1.8m/6ft or 4.5m/14.5ft from the MU depending on your cable lengths (up to 20m/66ft with an extension cable). Place the computers up to 1.8m/6ft or 4.5m/14.5ft from the MU.

**4. Connecting the MU**

- Connect each workstation to the MU with a KVM cable
- Connect each computer to the MU with a CPU cable
- Connect the MU to the power source with the power cord

The figure below illustrates the connections of the MU to 2 workstations and 2 computers.



**5. Switching on the system**

**Important!** Always switch the MU on **BEFORE** switching on the computers.


## 6. Operating the MU

Select and access computers through an On-Screen-Display (OSD) superimposed onto each monitor.

To display the OSD:

Press **Shift, Shift**. The OSD window appears. See the figure below.

**MINI COM ADVANCED SYSTEMS  
SUPERVISOR MU**



**HOTKEY: SHIFT SHIFT**

**F2: SETUP TIMES ALT F4: SCAN**

**F3: EDIT OSD ALT F9: HOTKEY**

### Line Color codes

Each computer line can be one of two colors.

**Yellow** Connected and switched on computer.

**Blue** Unconnected or switched off computer.

### Selecting a computer

To select a computer:

1. Navigate to the desired computer with the Up and Down Arrow keys.
2. Press **Enter**. The selected computer is accessed.

**Note!** There is a default Timeout function that freezes the computer operation after 30 seconds of non-use. To re-activate control, press **Enter**.

For further information on operating the MU, see the softcopy User Guide.

