



oceanside  
GLASS & TILE




# MUSE

*Smooth Edge, Double Pressed Cast Glass*



## MUSE MOSAIC + PATTERNS

Patterns can be customized using any combination of colors and finishes from our mosaic color palette. All Muse patterns are paper-face mounted. Try our custom blend tool at <http://tools.glasstile.com/blenbuilder.aspx>



**5/8" x 5/8" (16 x 16mm)  
Straight Set**  
Sheet Size: 12" x 12"  
(305 x 305mm)



**5/8" x 5/8" (16 x 16mm)  
Offset**  
Sheet Size: 11 1/4" x 12 3/4"  
(286 x 324mm)



**7/8" x 7/8" (22 x 22mm)  
Straight Set**  
Sheet Size: 12 1/8" x 12 1/8"  
(308 x 308mm)



**7/8" x 7/8" (22 x 22mm)  
Offset Joint**  
Sheet Size: 11 1/8" x 11 1/8"  
(282 x 282mm)



**7/8" x 1 3/8" (22 x 35mm)  
Straight Set**  
Sheet Size: 12 1/8" x 12 5/8"  
(308 x 321mm)



**7/8" x 1 3/8" (22 x 35mm)  
Offset Joint**  
Sheet Size: 11 1/8" x 11 1/8"  
(282 x 282mm)



**1 3/8" x 1 3/8" (35 x 35mm)  
Straight Set**  
Sheet Size: 12 5/8" x 12 5/8"  
(321 x 321mm)



**1 3/8" x 1 3/8" (35 x 35mm)  
Offset Joint**  
Sheet Size: 11 1/8" x 11 1/8"  
(282 x 282mm)




**1/2" x 4" (12.7 x 102mm)  
Prose**  
Sheet Size: 8 3/8" x 12 1/8"  
(213 x 308mm)



**\*5/8" x 4 3/8" (16 x 111mm)  
Vibrato**  
Sheet Size: 11 1/8" x 11 7/8"  
(282 x 302mm)



**1" x 4" (25 x 100mm)  
Interlude**  
Sheet Size: 11 1/8" x 12 1/8"  
(282 x 308mm)



**\*Hexagon**  
Sheet Size: 11 13/16" x 11 5/8"  
(300 x 295mm)


All patterns shown in the sultry blend which consists of Shadow Irid, Shadow Matte, Platinum Irid, Platinum Matte.

Blend colors are just shown in one for easy viewing - all colors and blends are available

\*All Sizes are Nominal

## MUSE MOSAIC + PATTERNS

The Wave patterns are supplied in sets of "A" and "B" film-face mounted sheets, which interlock and alternate to achieve a continuous pattern. Sheet layout diagrams are available upon request.



### **Wave (2 sheet set)**

Sheet Size: 12"x 24"  
(305 x 610mm)

## MUSE TRIM

Trim is available in the mosaic color palette. Shown in Platinum Irid.



**7/8" x 7/8" Quarter Round**  
(22 x 22mm)



**7/8" x 1 3/8" V-Cap**  
(22 x 35mm)



**1 3/8" x 1 3/8" V-Cap**  
(35 x 35mm)



**7/8" x 7/8" Cove**  
(22 x 22mm)



**7/8" x 1 3/8" Cove**  
(22 x 35mm)



**1 3/8" x 1 3/8" Cove**  
(35 x 35mm)


Trim not available in Textura  
\*All Sizes are Nominal

# COLOR PALETTE


## IRIDESCENT



White #001



Dove #045



Oxygen #007



Clear #000



Infinite #055




Platinum #046


## NON-IRIDESCENT




#101



#145




#107



#100



#155




#146

## MATTE



In  
Stock

\*#301




#345




#307



#300



#355



#346

## TEXTURA\*



#8001




#8045



#8007



#8000



#8055



#8046



# COLOR PALETTE


## IRIDESCENT




Sandbar #057



Silk #044




Cane #006



Harvest #008



Equator #037



Tahoe #028


## NON-IRIDESCENT




#157




#144




#106



#108



#137



#128


## MATTE




#357




#344



#306



#308



#337



#328


## TEXTURA\*



#8057




#8044




#8006



#8008



#8037




#8028



# COLOR PALETTE


## IRIDESCENT



Pearl #002



Nalu #062



Silverlight #056



Fleet Blue #027



Pacific #024




Kai #061


## NON-IRIDESCENT



Moonstone #102



#162




#156



#127



#124




#161


## MATTE



Moonstone #302




#362




#356



#327



#324



#361


## TEXTURA\*



Pearl #8002



#8062



#8056



#8027



#8024



#8061




# COLOR PALETTE

IRIDESCENT




Tide #035

NON-IRIDESCENT




#135

MATTE



#335


TEXTURA\*




#8035




Tropical Reef #042




#142




#342




#8042




Aqua #025




#125




#325




#8025




Bondi #032




#132




#332




#8032




Cobalt #029




#129



#329



#8029




Sapphire #030



#130



#330




#8030




# COLOR PALETTE

IRIDESCENT




Red #077

NON-IRIDESCENT




#777

MATTE




#377


TEXTURA\*




#8077




Shadow #051



#151




#351




#8051




\*Pewter #047



Black #150



Black #350



Pewter #8047



\*This color is available in stock in specific sizes. Please check with your Oceanside Sales Team for specifics and availability.



# COLOR PALETTE

IRIDESCENT




Satin #043

TEXTURA




#8043

IRIDESCENT



Tourmaline #926

TEXTURA\*



#8926




Sandstone #005




#8005




\*Peacock #059




#8059




Incense #957




#8957




Rainbow #049



#8049



Bronze #048



#8048



## MOSAIC BLENDS



### Mountain Air

Pacific Irid, White Non Irid, Oxygen Irid, Oxygen Non Irid, Satin




### Sailboat

Satin Irid, Pearl Irid, Oxygen Irid, Oxygen Non Irid, White Non Irid



### Beach Blonde

Clear Irid, Moonstone Non-Irid, Sandstone Irid



### Puget Sound

Clear Irid, Equator Irid, Fleet Blue Irid, Oxygen Irid



### Breathe

Clear Matte, Tide Irid, Tide Matte



### Atmosphere

Satin Irid, Clear Irid, Oxygen Irid, Oxygen Non Irid, White Non Irid



### Cool Waters

Bondi Irid, Pacific Non-Irid, White Irid, Oxygen Matte



### Crystals

Platinum Irid, Sapphire Irid, Oxygen Matte, Pacific Irid



### \*Veil

Oxygen Irid, Oxygen Matte, White Irid, White Matte




### Blue Eyes

Pacific Irid, Pacific Matte, Clear Irid, Pearl Irid



### Lagoon

Tropical Reef Irid, Tropical Reef Matte, Tropical Reef Non-Irid, Tide Irid, Tide Matte, Tide Non-Irid, Tourmaline Irid



### Cypress Bay

Bondi Irid, Tide Irid, Tropical Reef Irid



### Grotto

Satin Irid, Platinum Irid, Oxygen Irid, Oxygen Non-Irid, White Non-Irid



### Resort

Satin Irid, Tide Irid, Oxygen Irid, White Non Irid, Oxygen Non Irid




### Kalani

Dove Irid, Kai Irid, Silverlight Irid, Bondi Irid



### Neblina

Dove Irid, Satin Irid, White Matte



### Cosmopolitan

Satin, Oxygen Non Irid, Infinite Irid, Infinite Matte



### Magnetic

Dove Irid, Fleet Blue Non-Irid, Silverlight Irid



### \*Indigo

Sapphire Irid, Sapphire Non-Irid, Bondi Irid, Bondi Non-Irid



## MOSAIC BLENDS



### Crème Brûlée

Oxygen Irid, Sandstone Irid, White Irid



### Seedling

Satin Irid, Equator Irid, Oxygen Irid, Oxygen Non Irid, White Non Irid



### Strand

Satin Irid, Cane Irid, Oxygen Irid, Oxygen Non Irid, White Non Irid



### Storm

Satin Irid, Shadow Irid, Oxygen Irid, Oxygen Non Irid, White Non Irid



### Promise

White Irid, White Matte, Oxygen Irid, Oxygen Matte, Platinum Irid




### Pamper

Oxygen Irid, Oxygen Matte, Oxygen Non-Irid



### Candlelight

Platinum Irid, Cane Irid, Shadow Irid



### Sultry

Platinum Irid, Platinum Matte, Shadow Irid, Shadow Matte



### Champagne

Infinite Irid, Infinite Matte, Sandbar Irid, Sandbar Matte, Cane Irid




### Mendocino

Cane Irid, Harvest Irid, Tahoe Irid




### Suede

Cane Irid, Cane Matte, Harvest Irid, Harvest Matte




### Copper Tone

Cane Irid, Harvest Irid, Incense Irid




### Disco Inferno

Incense Irid, Red Irid, Red Non-Irid



### \*Moroccan Desert

Black Non-Irid, Bronze Irid, Pewter Irid



### Northern Lights

Black Non-Irid, Incense Irid, Tourmaline Irid




\*This color is available in stock in specific sizes. Please check with your Oceanside Sales Team for specifics and availability.



---

## GRADIENT PATTERNS


Gradient blends are made to order. Use any combination of colors and finishes from our mosaic color palette. Try our custom blend tool to create your own one of a kind gradient at <http://tools.glasstile.com/gradientbuilder.aspx>



### 2 Color Standard Gradient

Shown in Tessera 1" x 1"

Colors: Tide Irid, White Non-Irid



### 3 Color Standard Gradient

Shown in Muse 7/8" x 7/8"

Colors: Tropical Reef Irid, Tide Irid,  
White Non-Irid

**NOTE:** All blends are scaled to demonstrate the full range of color movement.

\*All Sizes are Nominal



## GRADIENT PATTERNS



### **4 Color Gradient To Center**

Shown in Muse 5/8" x 5/8"

Colors: Tide Irid, Tide Matte, Clear Irid,  
Clear Non-Irid, White Irid, White Matte



### **Wave - 4 Color Gradient To Center**

Shown in Muse 5/8" Wave

Colors: Tourmaline, Tropical Reef Irid, Tide Irid, Clear Irid

\*All Sizes are Nominal




# In Stock




## Mosaic Blends/Patterns



Muse 7/8" x 7/8"  
White Matte  
S73424



Muse 7/8" x 7/8"  
Veil  
S76886




Muse 1 5/8" Hexagon  
Atmosphere  
S124541




Muse Vibrato  
Magnetic  
S126406




Muse 7/8" x 7/8"  
Indigo  
S109738




Muse 7/8" x 7/8"  
Peacock Irid  
S119276



Muse 1 5/8" Hexagon  
Moroccan Desert  
S127328



Muse 7/8" x 7/8"  
Moroccan Desert  
S76871



Muse 7/8" x 7/8"  
Pewter Irid  
S72760

Oceancare, an innovative line of sealing and maintenance products for tile and natural stone. Developed by Oceanside Glasstile using cutting-edge chemical technology, Oceancare products are highly effective, easy to use and environmentally friendly.

## PROTECT

### HIGH PERFORMANCE PENETRATING SEALER

Hybrid Carrier Technology®



Through the discovery of a revolutionary water/solvent blending process, High Performance Penetrating Sealer offers the convenience and safety of a water-based formula combined with the ease of use and performance of a solvent-based formula. Hybrid Carrier Technology® is an evolutionary leap in sealer development.

Penetrates and protects grout, natural stone and other porous masonry materials. Forms an invisible, no-sheen barrier that is resistant to water and oil and provides superior stain protection. Low residue formula is specifically designed to be easier and faster to apply than traditional penetrating sealers. May be applied to dry, damp, cured or uncured grout or natural stone (seriously... immediately after grouting!).

### HIGH PERFORMANCE ENHANCING SEALER

Hybrid Carrier Technology®



A low VOC, all-in-one color enhancer and penetrating sealer for both interior and exterior applications. Intensifies and enriches the color of natural stone, grout, concrete and other porous masonry materials. Forms a barrier that is resistant to water and oil and provides superior stain protection.

### GLASS & TILE SHIELD



An invisible, non-toxic, easy to apply surface protectant that inhibits the bond of calcium and other mineral deposits. Protected surfaces are easier to maintain and most deposits are removed with light brushing or scrubbing. This eliminates the need for abrasive or acidic cleaners and keeps your surfaces looking new, longer. Use on a variety of hard surfaces including ceramic tile, porcelain tile, glass tile, natural stone, windows, shower doors, metal fixtures, mirrors, tubs and sinks. Excellent for pools, ponds and rock water features. Dried product is safe for aquariums and marine life.

Most people don't think about the chemicals under their sink. However, many common household cleaners contain toxic components that pollute our air and water as well as pose health risks to our families. At Oceancare we believe maintenance products should do more than clean or prevent stains. They should provide your family with a clean, safe, and healthy home while protecting our environment.

With our low voc sealers and all natural, non-toxic, biodegradable cleaners, Oceancare products combine industry-leading performance with the ultimate peace of mind.



## MAINTAIN

### pH NEUTRAL TILE & STONE CLEANER



A non-toxic, biodegradable, all-purpose, no-rinse cleaner designed for daily use on almost any hard surface. Cleans glass, porcelain, ceramic and natural stone tile, grout, agglomerate & stone countertops, bathtubs, sinks and fixtures.

Also available in concentrate formula; when diluted with water, one quart of concentrate will make up to 96 gallons of cleaning solution.

### ALL PURPOSE CLEANER & DEGREASER



A 100% natural, plant-derived, citrus-based alkaline cleaner that quickly cuts through heavy grease and oil. This ultimate kitchen & bath cleaner cleans glass, porcelain, ceramic and natural stone tile, grout, agglomerate & stone countertops, cooktops, stainless steel, appliances, tubs, showers and metal fixtures. Soap-free formula also removes oil and stains from carpet, upholstery and fabric as well as grime from pool waterlines.

### CLEAN & SEAL



An all-natural, biodegradable, powerful everyday cleaner, fortified with the sealing protection of OceanCare High Performance Penetrating Sealer. When used for regular cleaning, this product rejuvenates existing sealer and maintains stain protection at optimal levels. Designed for use with stone countertops, natural-stone, ceramic, porcelain, glass tile and grout.

## RENEW

### GROUT HAZE REMOVER



A biodegradable, non-toxic, acid-free cleaner that removes cement-based grout haze and deep cleans heavily soiled cement-based grouts. Through the use of advanced acid-mimic technology, this product works like an acid-based cleaner but is safer for the user, environment and colored grouts. Use undiluted for heavy-duty cleaning or dilute with water and make over 2 gallons of cleaning solution. Designed for use with ceramic, porcelain, glass tile and cement-based grouts.

### CALCIUM RELEASER



A non-toxic, acid free cleaner that removes calcium deposits and efflorescence from pool tile, shower doors and plumbing fixtures. Calcium deposits are removed through the use of advanced acid-mimic technology which targets mineral deposits without acid damage to glass, porcelain and ceramic tile surfaces or most metal finishes.

### INTENSIVE STONE CLEANER *Concentrate*



A concentrated, acid-free, non-toxic, biodegradable, intensive cleaner designed for periodic use on natural stone surfaces. Cuts through years worth of heavy soil to restore natural stone surfaces to their original beauty. Use at maximum strength (1:4) for heavy-duty cleaning or make over 7 gallons of cleaning solution (1:30).

	RECOMMENDED APPLICATIONS																	
	LOCATION		WALLS		SHOWERS		STEAM SHOWERS		COUNTERTOPS		SUBMERGED		FLOORS		FLOOR USAGE LEVEL			
		Interior	Exterior	Walls	Floors	Walls	Floors	Powder Room	Kitchen	Pools & Spas	Water Features	Interior	Exterior	Light Residential	Residential	Heavy Residential	Light Commercial	
Mounted Tile	DEVOTION <sup>3</sup>																	
	Mosaic (Mounted)	•	•	•		•												
	Field Tile (Unmounted)	•		•		•												
	ZOETIC																	
	All	•	•	•		•				•	•							
	MUSE																	
	Iridescent	•	•	•	•	•	•	•	•	•	•	•	•	•	•	•	•	
	Non-Iridescent	•	•	•		•		•		•	•							
	Matte	•	•	•	•	•	•	•	•	•	•	•	•	•	•	•	•	•
	Textura	•	•	•	•	•	•	•	•	•	•	•	•	•	•	•	•	•
Unmounted Tile	TESSERA <sup>1</sup>																	
	Iridescent	•	•	•	•	•	•	•	•	•	•	•	•	•	•	•	•	
	Non-Iridescent	•	•	•		•		•		•	•							
	Matte	•	•	•	•	•	•	•	•	•	•	•	•	•	•	•	•	•
	CASA <sup>2</sup>																	
	Iridescent	•	•	•	•	•	•	•	•	•	•	•	•	•	•	•	•	
	Non-Iridescent	•	•	•		•		•		•	•							
	Matte	•	•	•	•	•	•	•	•	•	•	•	•	•	•	•	•	•
	ELEVATIONS <sup>2</sup>																	
	Iridescent	•	•	•	•	•	•	•	•	•	•	•	•	•	•	•	•	
Non-Iridescent	•	•	•		•		•		•	•								
Matte	•	•	•	•	•	•	•	•	•	•	•	•	•	•	•	•	•	

<sup>1</sup> Tessera is manufactured with an artisan edge; each tile will vary in shape and size and may exhibit some slight edge chipping.

It is recommended that the purchaser review an installed and grouted sample board, prior to purchase, to determine the tile's suitability for the intended application.

<sup>2</sup> Tiles with any edge longer than 5" or trim tile with any edge longer than 2.5" are not recommended for shower floors or submerged applications.

<sup>3</sup> The following Devotion colors are NOT recommended for exterior applications: Gold, Silver Leaf, Lustre, Gilt, Heirloom, Nocturne, Astral and Helios. The following Devotion colors are NOT recommended for showers or steam showers: Gold, Silver Leaf.

In general, Oceanside Glass & Tile only recommends opaque tile in steam showers. However, in some instances, translucent tile may be used when installed with specific installation materials. For additional information, contact Oceanside Glass & Tile Installation Support at [techsupport@glasstile.com](mailto:techsupport@glasstile.com) or 877-648-8222.

**FIREPLACES:** All Oceanside Glass & Tile products are recommended for use on fireplace surrounds (wall tile) and/or hearth (floor tile only) applications. Oceanside Glass & Tile products are NOT recommended for use inside fireboxes.

**SALT WATER POOLS:** All Oceanside Glass & Tile products recommended for use in pools (see chart above) are not adversely affected by exposure to salt water and are recommended for use in both fresh water and salt water pools.

<b>Light Residential</b>	Residential flooring areas subject to soft-soled footwear or normal footwear traffic without heavy dirt. Some examples would be: interior rooms such as bathrooms and bedrooms without exterior access.
<b>Residential</b>	Residential flooring areas that are subject to soft-soled footwear or normal footwear traffic with small amounts of abrasive soil. Some examples would be: living or dining rooms.
<b>Heavy Residential</b>	Residential flooring areas that are subject to normal footwear traffic with occasional amounts of abrasive soil. Some examples would be: halls, kitchens and corridors.
<b>Light Commercial</b>	Non-industrial, commercial flooring areas that are subject to normal footwear traffic (less than 50 people per hour) with occasional amounts of abrasive soil. Some examples would be: boutique showrooms and corporate office spaces.



TEST RESULTS									
TEST	ANSI A326.3	C648	A137.2-7.8	ISO 10545-4		C424	C650	C373	C1026
Collections	Dynanmic Coefficient of Friction	Breaking Strength*	Comprehensive Strength**	Breaking Strength	Modulus of Rupture	Crazing Resistance	Chemical Resistance	Water Absorbtion	Freeze-Thaw Resistance
MUSE									
Irid	<.42	≥ 350 lbf	≥ 2500 psi	N/A	N/A	No Effect 1 cycle @ 150 psi	No Effect	<.5%, Impervious	Pass
Non-Irid	<.42								
Matte	>.42								
Textura	>.42								
TESSERA									
Irid	<.42	≥ 350 lbf	≥ 2500 psi	N/A	N/A	No Effect 1 cycle @ 150 psi	No Effect	<.5%, Impervious	Pass
Non-Irid	<.42								
Matte	>.42								
CASA & ELEVATIONS									
Irid	<.42	N/A	N/A	≥ 1500 N	≥ 35 N/mm2	No Effect 1 cycle @ 150 psi	No Effect	<.5%, Impervious	Pass
Non-Irid	<.42								
Matte	>.42								

#### Dynamic Coefficient of Friction Statement

Tiles with Dynamic Coefficient of Friction (DCOF) values less than .42 are not recommended for use on level, interior spaces expected to be walked upon when wet. If such tiles are used as a walking surface where water, ice, oil, grease and/or other substances are present, such a condition could cause a reduction in foot traction and become unexpectedly slippery, resulting in a fall and personal injury. However, this criteria does not apply to shower floors. The suitability of a tile for use on shower floors will be impacted by the format size of the tile, the size and frequency of the grout joints, a lack of footwear during showering and the expectation that the walking surface is wet. Due to the increase in drainage and reduction in the potential to hydroplane provided by a higher number of grout joints and an increase in traction of a bare foot, tiles that are 2" x 2" or smaller, that test below .42 DCOF, may be suitable for use on shower floors. Contact Oceanside Glass & Tile Installation Support for specific tile usage recommendations. See ANSI A326.3 American National Standard Test Method For Measuring Dynamic Coefficient of Friction of Hard Surface Flooring Materials, available at [www.tcnatile.com](http://www.tcnatile.com), for additional information.

\* Test is only performed on glass tile and does not include test results for glass tile with any one side which is less than 1" .

For questions regarding the recommended use and/or installation of Oceanside Glass & Tile products, contact Installation Support at [www.techsupport@glasstile.com](mailto:www.techsupport@glasstile.com) or 877-648-8222.



