

Features

- Includes K-72774-G Artifacts® showerhead, K-72776-G Artifacts® handshower, K-45906 HydroRail®-S shower column, and K-9514 MasterShower® 60" metal hose
- Optimized sprayface features a nozzle geometry that delivers a more focused coverage of large water droplets, both minimizing wasteful overspray and increasing cleaning and hair-rinsing performance
- MasterClean™ sprayface features an easy-to-clean surface that withstands mineral buildup and maximizes spray performance
- Translucent nozzle color provides improved visual aesthetic with all available finishes
- 1.75 gpm (6.6 lpm) maximum showerhead/handshower flow rate at 45 psi (3.1 bar)
- Slidebar bracket allows you to adjust height and angle of handshower
- Diverter at base of column makes for easy toggling between handshower and showerhead

Material

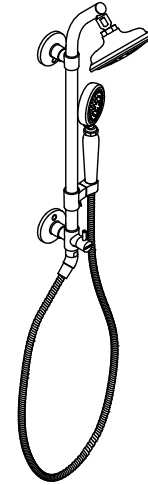
- Premium metal construction for durability and reliability
- KOHLER finishes resist corrosion and tarnishing

Technology

- Katalyst® air-induction technology infuses water with air, creating bigger drops for a more powerful spray

Installation

- Wall-mount
- For use in shower-only installations
- Installs in less than 60 minutes without changes to in-wall plumbing (subject to condition of existing installation)
- Includes an adapter that will fit with most installations but may require K-1194630, K-1187917 or K-1194302



Codes/Standards






ASME A112.18.1/CSA B125.1
DOE - Energy Policy Act 1992
EPA WaterSense®
California Energy Commission (CEC)
NOM Standards
NOM 008-CONAGUA

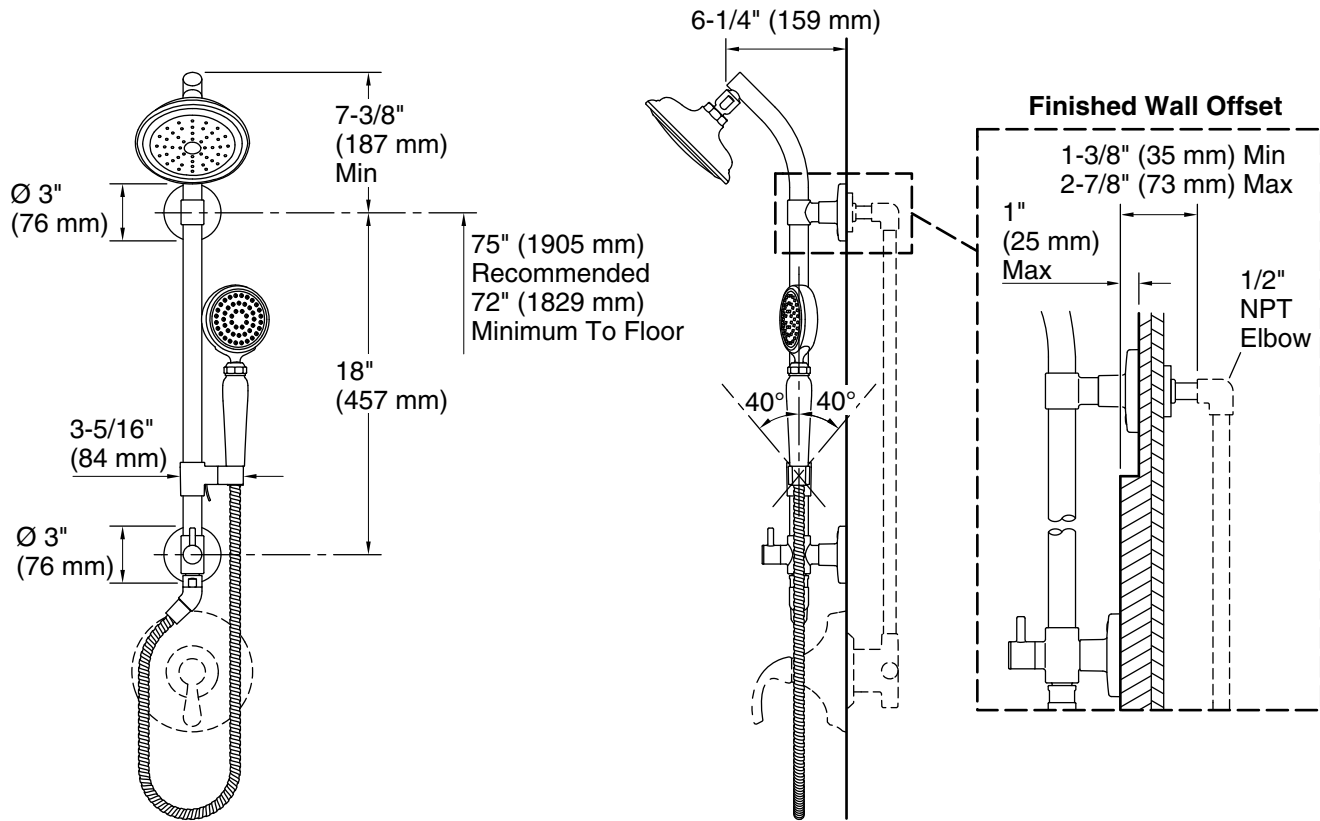
KOHLER® Faucet Lifetime Limited Warranty

See website for detailed warranty information.

Available Colors/Finishes

Color tiles intended for reference only.

Color	Code	Description
	CP	Polished Chrome
	SN	Vibrant® Polished Nickel
	AF	Vibrant® French Gold
	BN	Vibrant® Brushed Nickel
	BV	Vibrant® Brushed Bronze



Technical Information

All product dimensions are nominal.

Spout:

Handshower rated max flow: 1.75 gal/min (6.6 l/min)

Shower/Rainhead rated max flow: 1.75 gal/min (6.6 l/min)

Notes

Install this product according to the installation instructions.

For use with showerheads or handsprays rated at 0 gal/min (0 l/min) or higher.

IMPORTANT! The sidebar must be mounted to stud framing at both the top and bottom mounting locations. Do not use or depend on plastic wall anchors to attach the sidebar.

Plumbing codes may require that an atmospheric vacuum breaker be installed in-line to handshowers. Consult with local codes.