








### 3506-H321-V-CYL-B-TRM, 3506BTRM Tub/Shower System

### Specification Submittal

|  |   |
|--|---|
| <p><b>Model Numbers</b></p> <ul style="list-style-type: none"> <li><input type="checkbox"/> <b>3506-H321-V-CYL-B-TRM</b><br/>Tub/Shower System Trim (modifiers include decimal points and hyphens)</li> <li><input type="checkbox"/> <b>3506BTRM</b><br/>Tub/Shower System Trim (use when ordering L1-L7 and TC modification, do not use hyphens or decimal points)</li> </ul>   | <p><b>Feature Highlights</b></p> <ul style="list-style-type: none"> <li>• Adjustable stop screw to limit handle rotation</li> <li>• 30" Slide bar</li> <li>• Three function diverter body sold separately</li> <li>• Non-diverter tub spout</li> <li>• In-line vacuum breaker</li> <li>• 60" flexible metal hose</li> <li>• 1 Mode hand shower</li> <li>• 1 Mode showerhead and standard 2.0 Gpm (7.6 L/min) flow restrictor</li> <li>• Components made from metal and nonmetallic materials plated in standard polished chrome finish</li> <li>• Valves to be ordered separately</li> </ul>  |
| <p><b>Modifications</b></p> <ul style="list-style-type: none"> <li><input type="checkbox"/> <b>-1.5</b>  1.5 gpm (5.7 L/min) flow restrictor</li> <li><input type="checkbox"/> <b>Delete Suffix B</b> Chrome plastic escutcheon on valve with color graphics/indicators in place of standard brass escutcheon</li> <li><input type="checkbox"/> <b>TC</b> Test Cap Trim (includes TA-10&amp;T-12A) <i>used with 16 series Temptrol Valve</i></li> <li><input type="checkbox"/> <b>L1</b> Less showerhead</li> <li><input type="checkbox"/> <b>L2</b> Less hand shower (wand only)</li> <li><input type="checkbox"/> <b>L3</b> Less showerhead and hand shower (head and wand only)</li> <li><input type="checkbox"/> <b>L5</b> Less hand shower system (less bar/cradle, hose, wand and elbow)</li> <li><input type="checkbox"/> <b>L7</b> Less handle</li> <li><input type="checkbox"/> <b>-BBZ</b> Brushed Bronze finish</li> <li><input type="checkbox"/> <b>-MB</b> Matte Black finish</li> <li><input type="checkbox"/> <b>-STN</b> Satin Nickel finish</li> </ul> | <p><b>Warranty</b></p> <p><b>Limited Lifetime</b> - to the original end purchaser in consumer/residential installations.<br/> <b>10 Years</b> - for commercial/industrial installations. Refer to <a href="http://www.symmons.com/warranty">www.symmons.com/warranty</a> for complete warranty information.</p>  <p><b>Compliance</b></p> <ul style="list-style-type: none"> <li>-ASME A112.18.1/CSA B125.1</li> <li>-WaterSense 1.5 gpm (5.7 L/min) 2.0 gpm (7.6 L/min)</li> <li>-Lever handle meets ADA requirements</li> </ul>    |

### SKU Builder

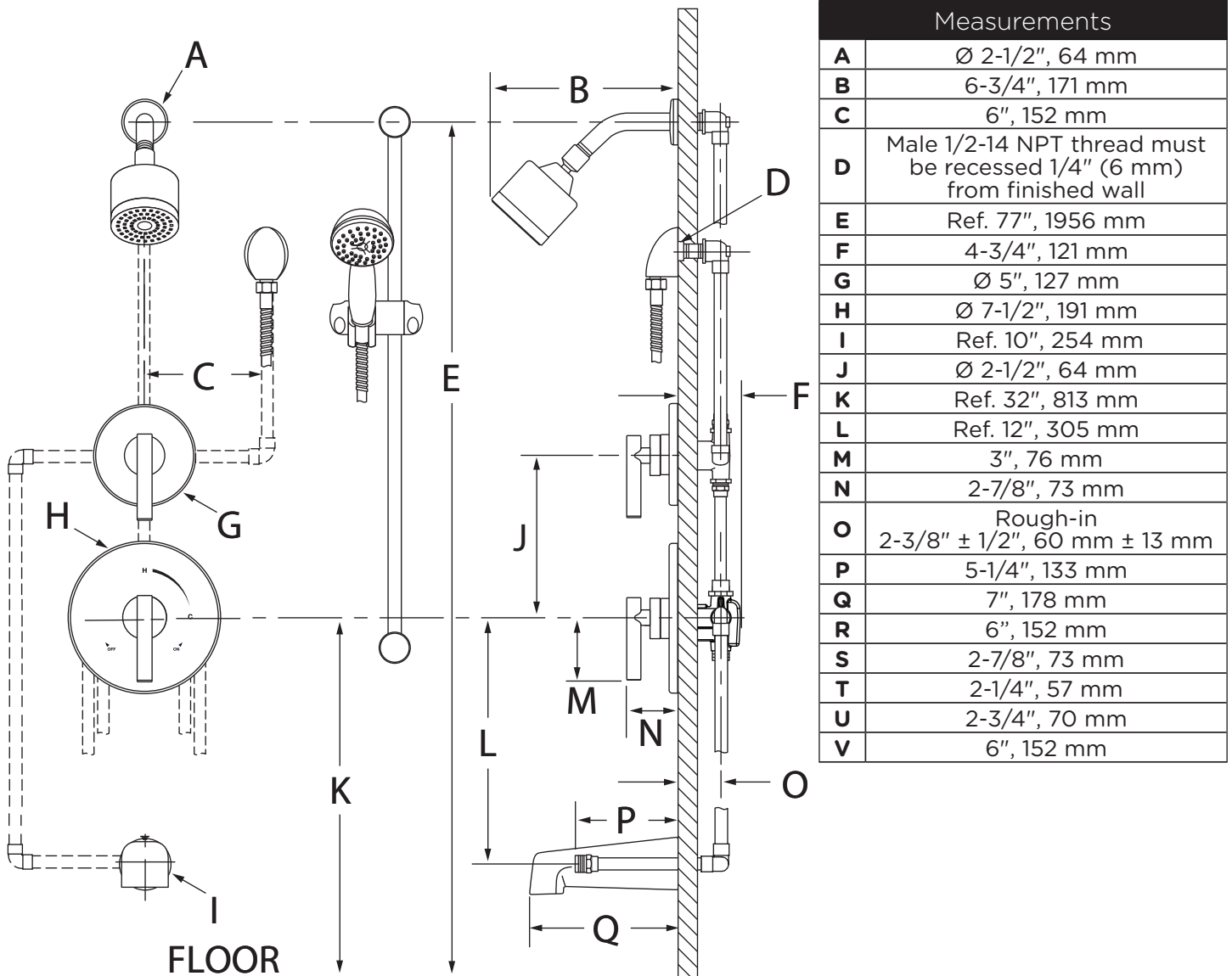
| Series            | Finish | Modi-fier | Flow Rate | Trim (required) | Test Cap | Final SKU                     |
|-------------------|--------|-----------|-----------|-----------------|----------|-------------------------------|
| 3506-H321-V-CYL-B | STN    |           | 1.5       | TRM             |          | 3506-H321-V-CYL-B-STN-1.5-TRM |
| 3506B             | MB     | L3        |           | TRM             | TC       | 3506BMBL3TRMTC                |

**Note:** No more than two modifiers (L1-L7) and modifier order will follow numerical order.

### Architectural/Engineering Specification

Symmons Dia Tub and Shower and Hand Shower System \_\_\_\_\_ Includes Tub and Shower and Hand Shower System powered by the Temptrol® Pressure Balancing valve. Features adjustable stop screw to limit handle rotation, 30" slide bar, non-diverter tub spout, in-line vacuum breaker, 60" flexible metal hose, 1 mode hand shower, 1 mode showerhead and standard 2.0 gpm (7.6 L/min) flow restrictor. Components made from metal and nonmetallic materials plated in standard polished chrome finish. 10 Year Commercial Warranty. ASME A112.18.1/CSA B125.1 and WaterSense compliant. Available options: "1.5 - 1.5 gpm (5.7 L/min) flow restrictor", "Delete Suffix B - Chrome plastic escutcheon", "L1 - Less showerhead", "L2 - Less hand shower (wand only)", "L3 - Less showerhead and hand shower (head and wand only)", "L5 - Less hand shower system", "L7 - Less handle", "BBZ - Brushed Bronze finish", "MB - Matte Black finish", "STN - Satin Nickel finish", "TC - Test Cap Trim".

## Dimensions



### Notes:

- 1) All dimensions measured from nominal rough-in (see M as reference).
- 2) Dimensions are subject to change without notice.