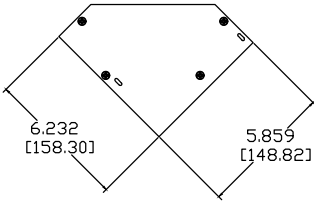
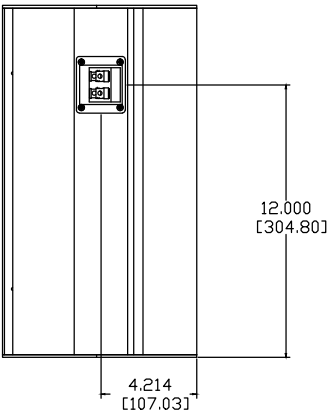
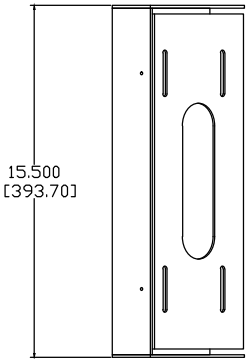

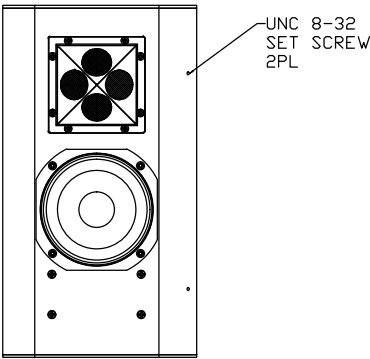
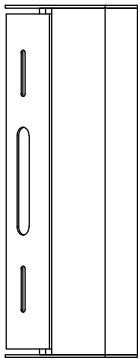
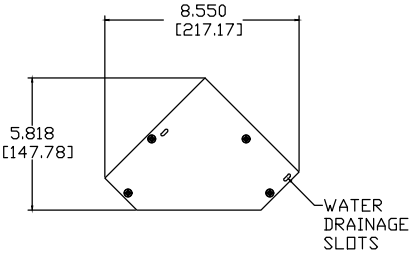
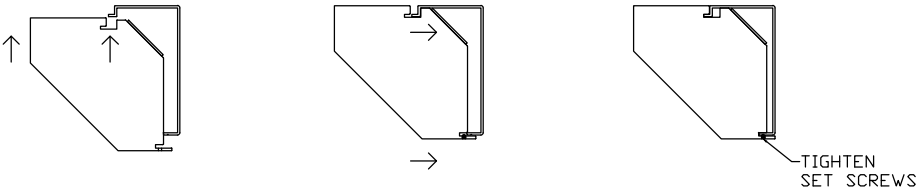


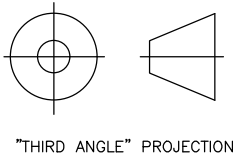
REVISIONS				
ECN	REV.	DESCRIPTION	DATE	APPROVED
	A	RELEASE FOR PRODUCTION	09-30-15	
	B	ADJUST BRACKET SLOTS AND BRACKET LENGTH	11-04-15	
	C	MODIFIED SLOTS	11-06-15	
	D	UPDATED DRAWING TO EXTRUSION REV B	11-13-18	
20001	E	MOVE CROSSOVER HOLES	01-06-20	
20043	F	BRACKET MOUNTING SLOTS CHANGED TO Ø0.250"	09-24-20	
20058	G	ADD DRAINAGE SLOTS TO END CAPS UPDATE WOOFER CUTOUT	12-07-20	

MOUNTING INSTRUCTIONS



NOTES:

- 1: MATERIAL – STANDARD 5X WEDGE EXTRUSION
UNLESS OTHERWISE SPECIFIED
- 2: FINISH: TBD



"THIRD ANGLE" PROJECTION

PROPRIETARY INFORMATION		THE DESIGNS, INFORMATION, AND DATA CONTAINED HEREIN ARE PROPRIETARY AND ARE SUBMITTED IN CONFIDENCE, AND SHALL NOT BE DISCLOSED, USED OR DUPLICATED IN WHOLE OR IN PART, FOR ANY PURPOSES WHATSOEVER, WITHOUT THE PRIOR WRITTEN PERMISSION OF JAMES LOUDSPEAKER LLC, 2185 PARK PL, MINDEN, NV 89423. THIS LEGEND SHALL BE MARKED ON ANY REPRODUCTIONS HEREOF IN WHOLE OR IN PART. RECEIPT OF THIS DOCUMENT SHALL BE DEEMED TO BE AN ACCEPTANCE OF THE CONDITIONS SPECIFIED HEREIN.	
JAMES LOUDSPEAKER		52QW	
EXTERNAL DIMENSIONS		P/N: - DWR #: 150930-K100	
REVISED BY: S. LOESCH		DRAWN BY: M. PARK FILE:	
DATE: 09-30-15		SCALE:	
APPROVED:		DRAFTING APPROVED:	
DO NOT SCALE DRAWING		DRAWING NOT TO BE USED FOR CNC	
TOLERANCES: ANG: ± = .5° FRACT. ± = 1/32		DECIMALS: .XX ± = .01 .XXX ± = .005	
REVISION: G		SHEET 1 OF 6	