

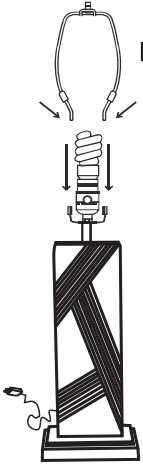
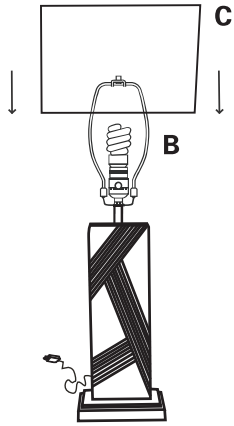
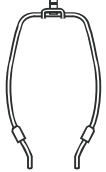
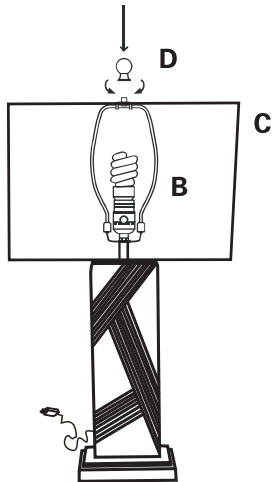





# NAOMI MARBLE TABLE LAMP

## LAMPE DE TABLE NAOMI MARBRE

### ASSEMBLY INSTRUCTIONS/INSTRUCTIONS DE MONTAGE

FIRSTIME & CO.<sup>®</sup>  
— AMERICAN DESIGNED —

<p><b>PARTS</b></p> <p><b>A</b></p>  <p>1 PC</p>	<p><b>STEP 1</b> Install 100 watt max standard light bulb or CFL equivalent (not included) into base (A).</p>  <p>A</p>	<p><b>STEP 2</b> Insert harp (B) into base (A).</p>  <p>A</p>	<p><b>STEP 3</b> Place shade (C) onto harp (B).</p>  <p>C</p>
<p><b>B</b></p>  <p>1 PC</p>	<p><b>STEP 4</b> Attach finial (D) onto harp (B) to secure shade (C).</p>  <p>D</p>	<p><b>FULLY ASSEMBLED</b></p> 	
<p><b>C</b></p>  <p>1 PC</p>	<p><b>IMPORTANT SAFETY INSTRUCTION</b> CAUTION: THIS PORTABLE LUMINAIRE HAS A POLARIZED PLUG (ONE BLADE IS WIDER THAN THE OTHER) AS A FEATURE TO REDUCE THE RISK OF ELECTRIC SHOCK. THIS PLUG WILL FIT IN A POLARIZED OUTLET ONLY ONE WAY. IF THE PLUG DOES NOT FIT IN THE OUTLET, REVERSE THE PLUG. IF IT STILL DOES NOT FIT, CONTACT A QUALIFIED ELECTRICIAN. NEVER USE WITH AN EXTENSION CORD UNLESS PLUG CAN BE FULLY INSERTED. DO NOT ALTER THE PLUG.</p> <p><b>CONSIGNES DE SÉCURITÉ IMPORTANTES</b> MISE EN GARDE: CE LUMINAIRE PORTABLE A UNE FICHE POLARISÉE (UNE LAME EST PLUS LARGE QUE L'AUTRE) POUR RÉDUIRE LE RISQUE DE CHOC ÉLECTRIQUE. CETTE FICHE S'ADAPTE À UNE PRISE POLARISÉE D'UNE SEULE MANIÈRE. SI LA FICHE NE S'ADAPTE PAS DANS LA SORTIE, INVERSER LA FICHE. SI ELLE NE CONVIENT PAS, CONTACTEZ UN ÉLECTRICIEN QUALIFIÉ. NE JAMAIS UTILISER AVEC UN LE CORDON D'EXTENSION À MOINS QUE LA FICHE NE PEUT ÊTRE INTÉGRÉE. NE MODIFIEZ PAS LA FICHE.</p>		
<p><b>D</b></p>  <p>1 PC</p>			