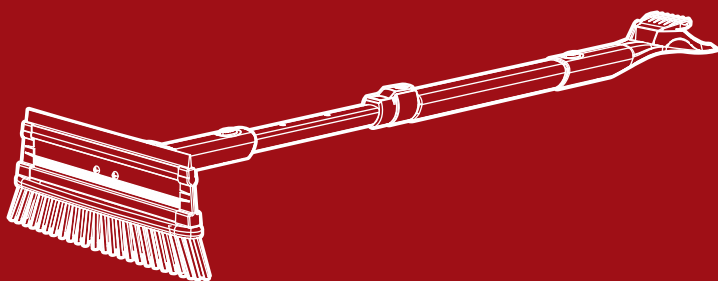




BEST CHOICE
PRODUCTS



INSTRUCTION MANUAL

3-in-1 Snow Brush

! NOTICE

Please retain these instructions for future reference.

- Please make sure the installation is fully completed before you start using it.
- Use the brush side to sweep away the floating snow, and then use the scraper side to deal with the ice sheet.
- To avoid damage to the car paint, please do not use the scraper side to scrape the car paint directly.
- Prioritize one-way ice scraping to reduce glass wear.
- After use, please pat the brush head to remove the residual snow and keep it dry.
- Please do not pull the brush bristles in the reverse direction.
- Do not use the snow brush as a lever to pry ice.
- Do not store the brush in the sunlight for a long time.
- To avoid abrasion of the bristles by impurities, please do not use the bristles to clean gravel and mud.
- Adult supervision is required when children use it to avoid accidental injury.
- If any parts are missing, broken, damaged, or worn, stop using this product until repairs are made and/or factory replacement parts are installed.
- Do not use this item in a way inconsistent with the manufacturer's instructions as this could void the product warranty.
- This product is intended for residential use only.



1 PERSON
ASSEMBLY



UP TO 5 MIN.
ASSEMBLY

PARTS

A

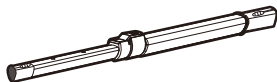
BRUSH HEAD



1 PC

B

RETRACTABLE HANDLE



1 PC

C

ICE SCRAPER

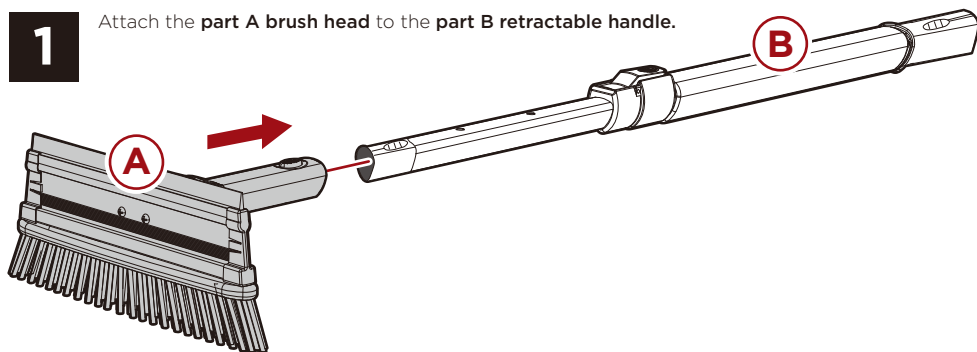


1 PC

PRODUCT ASSEMBLY

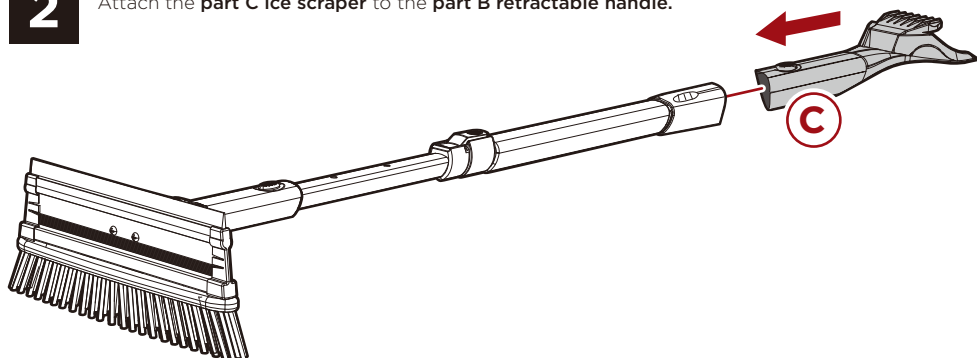
1

Attach the **part A brush head** to the **part B retractable handle**.



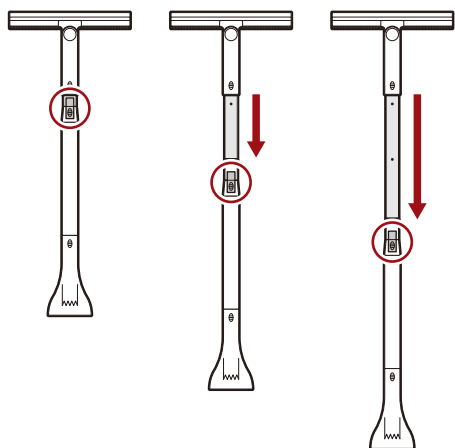
2

Attach the **part C ice scraper** to the **part B retractable handle**.

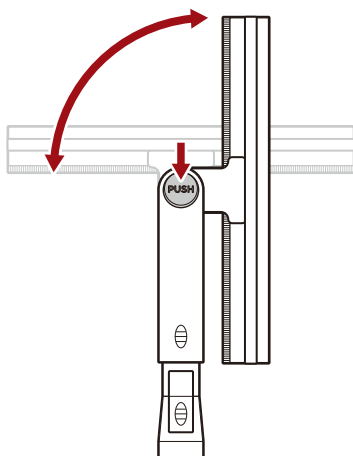


FEATURES

TO EXTEND: Press and hold the handle button, then pull the handle down to your desired length.



TO TILT: Press and hold the push button, then tilt the brush head to your desired position.





HELP CENTER



Question about your product? We're here to help. Visit us at:

help.bestchoiceproducts.com



Chat Support



Product Inquiry



Orders FAQ



Product Assembly



Returns & Refunds

PRODUCT WARRANTY INFORMATION

All items can be returned for any reason within 60 days of the receipt and will receive a full refund as long as the item is returned in its original product packaging and all accessories from its original shipment are included. All returned items will receive a full refund back to the original payment method. All returned items will not be charged a re-stocking fee.

All returned items require an RA (Return Authorization) number, which can only be provided by a Best Choice Products Customer Service Representative when the return request is submitted. Items received without an RA may not be accepted or may increase your return processing time. Once an item has been received by Best Choice Products, refunds or replacements will be processed within 5 business days.

All returns must be shipped back to the Best Choice Products Return Center at the customer's expense. If the reason for return is a result of an error by Best Choice Products then Best Choice Products will provide a pre-paid shipping label via email. Boxes for return shipping will not be provided by Best Choice Products, and is the customer's responsibility to either use the original shipping boxes or purchase new boxes.

Pictures may be required for some returns to ensure an item is not damaged prior to its return. Items returned are not considered undamaged until they are received by Best Choice Products and verified as such. All damages to items are the customer's responsibility until the item has been received by and acknowledge by Best Choice Products as undamaged.

© Best Choice Products, Inc. All rights reserved. Distributed by Best Choice Products, Inc. Newport Beach, CA 92660



WARNING

Manufacturer and seller expressly disclaim any and all liability for personal injury, property damage or loss, whether direct, indirect, or incidental, resulting from the incorrect attachment, improper use, inadequate maintenance, unapproved modification, or neglect of this product.