


Middle Atlantic Products

EXCEPTIONAL SUPPORT & PROTECTION™

R4 Series Four Post Open Frame Racks



Mount deeper, heavier components than in two post frame racks. Ideal for servers, networking equipment, routers, switches and more.

Features

- Four post design accepts mounting of deeper, heavier components than two post open frame racks
- Robust design provides the following weight capacities:
 - UL listed load capacity: 800 lbs.
 - Static load capacity: 2,500 lbs. (threaded rail), 2,000 lbs. (cage nut rail)
- Rack gangs to additional four post or two post open frame racks
- Available with cage nut style or 12-24 threaded rackrail
- Versatile rack base configures outward for increased stability or inward to conserve floor space
- Ready-to-assemble construction allows easy set up and inexpensive shipping
- Includes 100 qty. mounting hardware



R412-4524B
shown

Architects' and Engineers' Specifications

EIA compliant 19" four post open frame rack shall be Middle Atlantic Products model # R4___ (refer to chart). Overall dimensions of rack shall be ___ H x ___ W x ___ D with ___ useable rackspaces (refer to chart). Rack shall ship unassembled. Rack shall provide a static load capacity of 2,500 lbs. (threaded rail), 2,000 lbs. (cage nut rail) and a UL listed load capacity of 800 lbs. Rack shall accept equipment mounting using ___ (cage nut style, 12-24 threaded) hardware (refer to chart). Rackrail shall be 14-gauge steel for cage nut rail, 3/16" thick extruded aluminum for 12-24 threaded rail. Top, middle and bottom side brackets shall be 16-gauge steel. Base angles shall be 14-gauge steel and shall mount outward for increased stability or inward to conserve floor space. Weight capacity shall be 2,500 lbs. for 12-24 models and 1,000 lbs. for cage nut models. Rack shall be finished in a durable black powder coat. Open top shall accept mounting of optional cable ladder. Rack shall feature zero-U mounting capabilities for optional cable lacing strips, vertical power strips and cable ducts. R4 rack shall be UL listed in the US and Canada. R4 shall be GREENGUARD Indoor Air Quality Certified for Children and Schools. R4 rack shall be RoHS EU Directive 2002/95/EC compliant. R4 shall be manufactured by an ISO 9001 and ISO 14001 registered company. Four post open frame rack shall be warranted to be free from defects in material or workmanship under normal use and conditions for the lifetime of the product.

OPTIONS

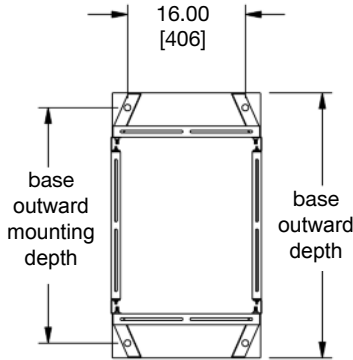
- Removable keylocked split side panels shall be model # SPN-R4-xy (x = # of rackspaces) (y = useable depth in inches: 24, 30, 36)
- Vertical cable duct with pre-installed cable grommets and standard front door shall be model # VCD-___-SC for single duct and VCD-___-DC for dual duct design (refer to charts)
- Additional rail kit for R412 models, sold in pairs with hardware included shall be R412-RRx for 12-24 threaded rail (x = # of rackspaces)
- Cage nut Z-Rail adapter for R4CN models shall be model # PRO-R4CN-ZRAX (x = # of rackspaces)
- Additional cage nut rail kit for R4CN models, sold in pairs with hardware included shall be PROR4CN-RRx for cage nut rail (x = # of rackspaces)
- Cable ladder shall mount to open top of the rack, model # CLB-6 for 6' long, 12" wide and CLB-10 for 10' long, 12" wide.
- Vertical lacer bars, shall be model # LACE-x, please see master catalog for styles available
- Vertical power strips, shall be model # PDT-x and PD-x, please see master catalog for styles available

CUSTOMIZABLE SPECIFICATION CLIPS AVAILABLE AT MIDDLEATLANTIC.COM

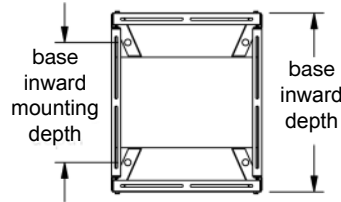
R4 Series basic dimensions - Cage Nut Mounting Only

Part #	Overall Height	Useable Height	Overall Depth		Mounting Holes		Useable Depth
			Base Angles	Base Angles	Base Outward	Base Outward	
R4CN-5136B	96.47 [2450]	91.00 [2311] (52 rackspace)	48.00 [1219]	36.31 [922]	44.00 [1118]	28.31 [711]	36.00 [914]
R4CN-4536B	84.22 [2139]	78.75 [2000] (45 rackspace)	48.00 [1219]	36.31 [922]	44.00 [1118]	28.31 [711]	36.00 [914]
R4CN-5130B	96.47 [2450]	91.00 [2311] (52 rackspace)	42.00 [1067]	30.31 [770]	38.00 [965]	22.31 [567]	30.00 [762]
R4CN-4530B	84.22 [2139]	78.75 [2000] (45 rackspace)	42.00 [1067]	30.31 [770]	38.00 [965]	22.31 [567]	30.00 [762]
R4CN-5124B	96.47 [2450]	91.00 [2311] (52 rackspace)	36.00 [914]	24.31 [617]	32.00 [813]	16.31 [414]	24.00 [610]
R4CN-4524B	84.22 [2139]	78.75 [2000] (45 rackspace)	36.00 [914]	24.31 [617]	32.00 [813]	16.31 [414]	24.00 [610]

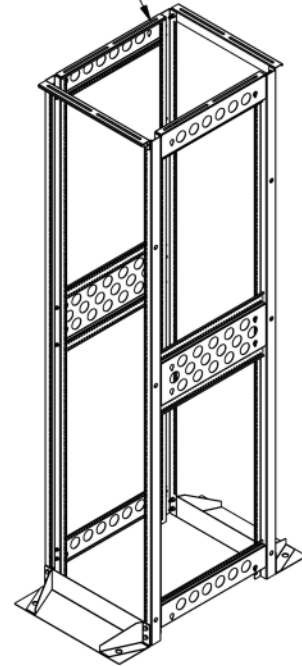
BASE OUTWARD



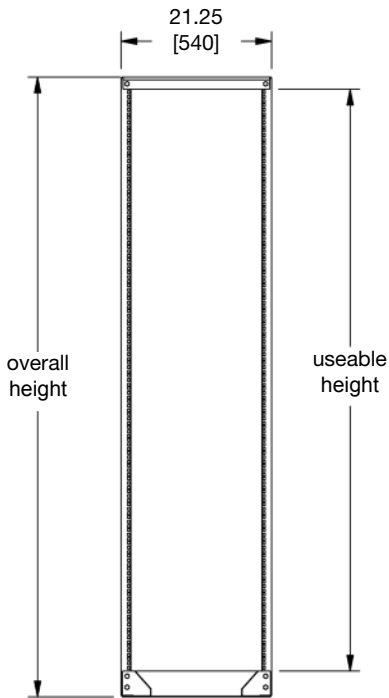
BASE INWARD



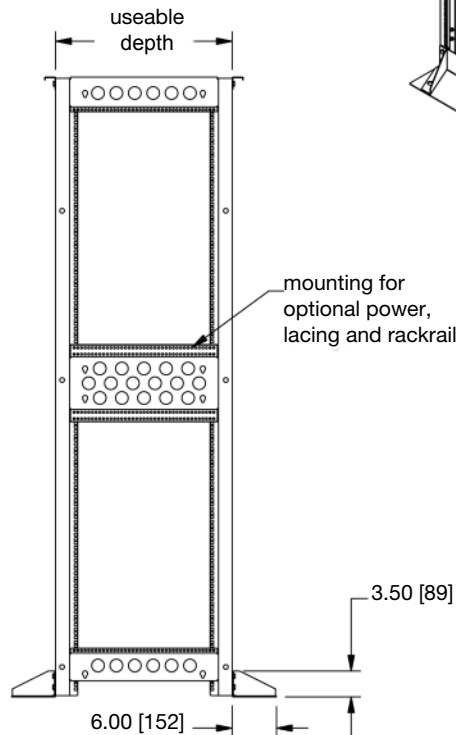
accepts 6", 9" and 12" cable ladder



FRONT VIEW



SIDE VIEW



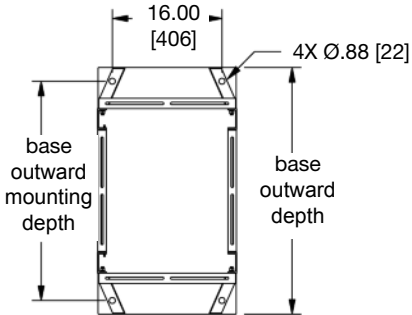
All dimensions in inches unless otherwise noted [bracketed dimensions are in millimeters]



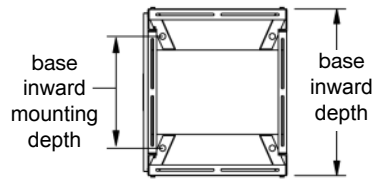
R4 Series basic dimensions - 12-24 Mounting Only

	Overall Height	Useable Height	Overall Depth		Mounting Holes		Useable Depth
			Base Angles Outward	Base Angles Inward	Base Outward Mounting Center	Base Outward Mounting Center	
R412-5130B	96.47 [2450]	91.00 [2311] (52 rackspaces)	42.00 [1067]	30.31 [770]	38.00 [965]	22.31 [567]	30.00 [762]
R412-4530B	84.22 [2139]	78.75 [2000] (45 rackspaces)	42.00 [1067]	30.31 [770]	38.00 [965]	22.31 [567]	30.00 [762]
R412-3830B	72.22 [1834]	66.50 [1689] (38 rackspaces)	42.00 [1067]	30.31 [770]	38.00 [965]	22.31 [567]	30.00 [762]
R412-5124B	96.47 [2450]	91.00 [2311] (52 rackspaces)	36.00 [914]	24.31 [617]	32.00 [813]	16.31 [414]	24.00 [610]
R412-4524B	84.22 [2139]	78.75 [2000] (45 rackspaces)	36.00 [914]	24.31 [617]	32.00 [813]	16.31 [414]	24.00 [610]
R412-3824B	72.22 [1834]	66.50 [1689] (38 rackspaces)	36.00 [914]	24.31 [617]	32.00 [813]	16.31 [414]	24.00 [610]

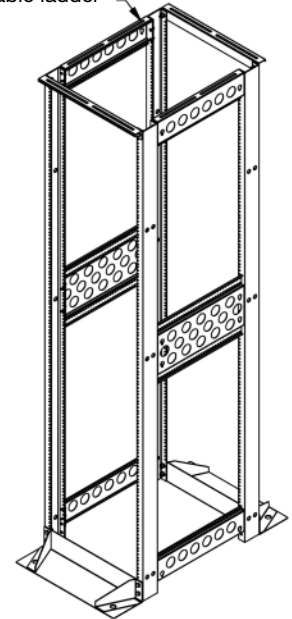
BASE OUTWARD



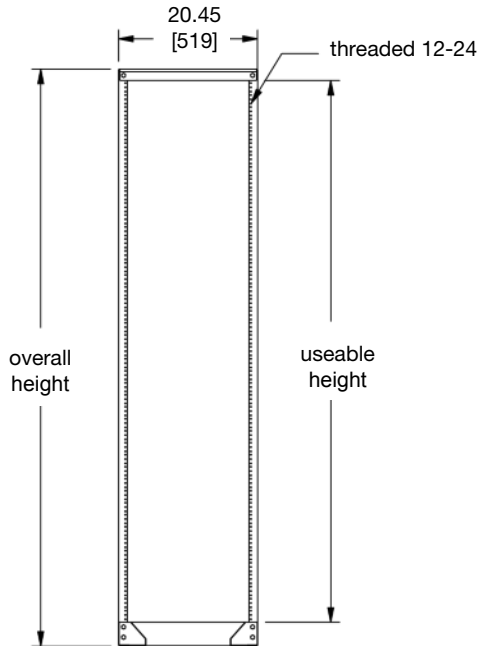
BASE INWARD



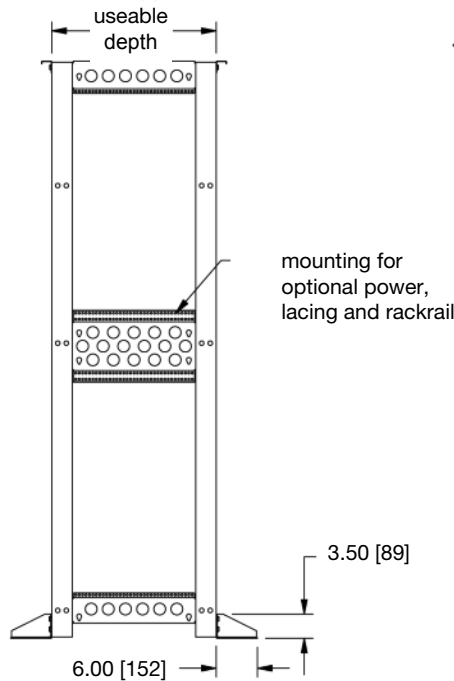
accepts 6", 9" and 12" cable ladder



FRONT VIEW



SIDE VIEW

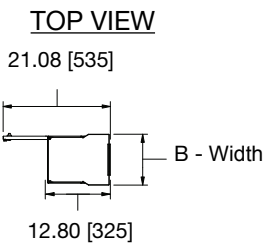


All dimensions in inches unless otherwise noted [bracketed dimensions are in millimeters]



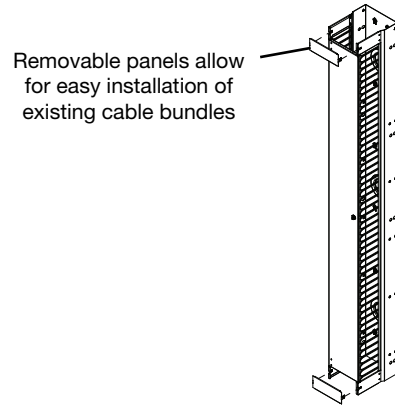
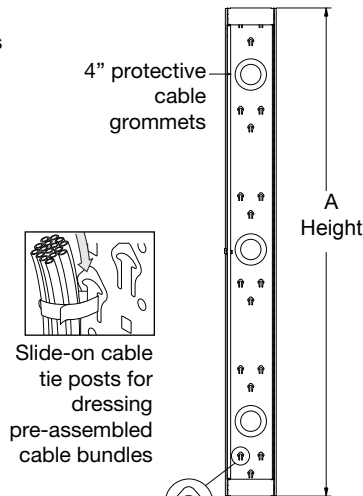
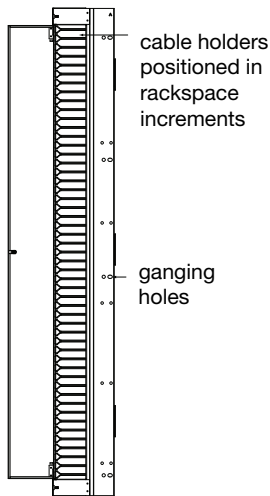
VCD Series basic dimensions

All dimensions in inches unless otherwise noted
[bracketed dimensions are in millimeters]



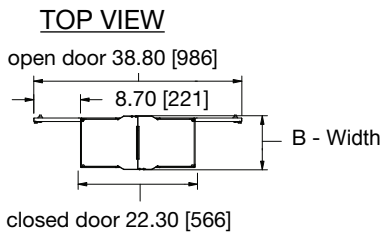
SINGLE DUCT

VCD SERIES SINGLE	A HEIGHT	B WIDTH
VCD-6-51-SC	95.98 [2438]	6.00 [152]
VCD-10-51-SC	95.98 [2438]	10.00 [254]
VCD-6-45-SC	83.73 [2127]	6.00 [152]
VCD-10-45-SC	83.73 [2127]	10.00 [254]
VCD-6-38-SC	71.48 [1816]	6.00 [152]



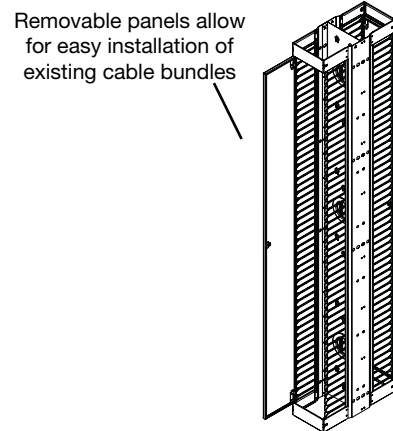
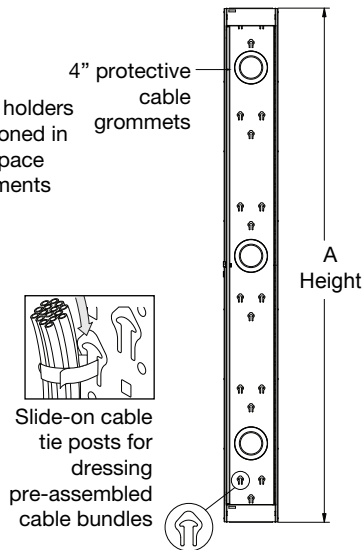
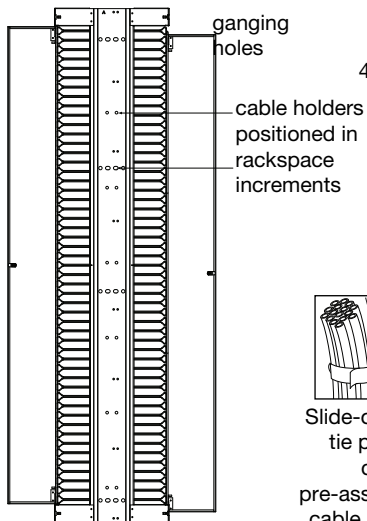
SIDE VIEW (front door open)

FRONT VIEW (front door open)



DUAL DUCT

VCD SERIES DUAL	A HEIGHT	B WIDTH
VCD-6-51-DC	95.98 [2438]	6.10 [155]
VCD-10-51-DC	95.98 [2438]	10.10 [257]
VCD-6-45-DC	83.73 [2127]	6.10 [155]
VCD-10-45-DC	83.73 [2127]	10.10 [257]
VCD-6-38-DC	71.48 [1816]	6.10 [155]



SIDE VIEW (front door open)

FRONT VIEW (front door open)

