



XOU24WDZGBS

24" BLACK STAINLESS STEEL DUAL-ZONE WINE REFRIGERATOR

LIFESTYLE REFRIGERATION



XOU24WDZGBS

- Racks Fully Extend While Loaded
- Dual Zone Stores White And Red Wine at Different Temperatures
- Tri-Color LED Lighting
- Secure Lock For Each Door

24" UNDERCOUNTER DUAL-ZONE WINE COOLER

Keep 16 bottles ready to serve in the upper zone at 41° to 50° while you store 30 bottles in the lower zone at 50° to 64°. This elegant, efficient wine storage and serving center is the perfect choice for convenient entertaining. Both red and white wines are close at hand with this quiet, undercounter unit. The XO Dual Zone Wine Cooler gives you the best of both worlds.

When it is all about the wine - it is all about XOlevels.

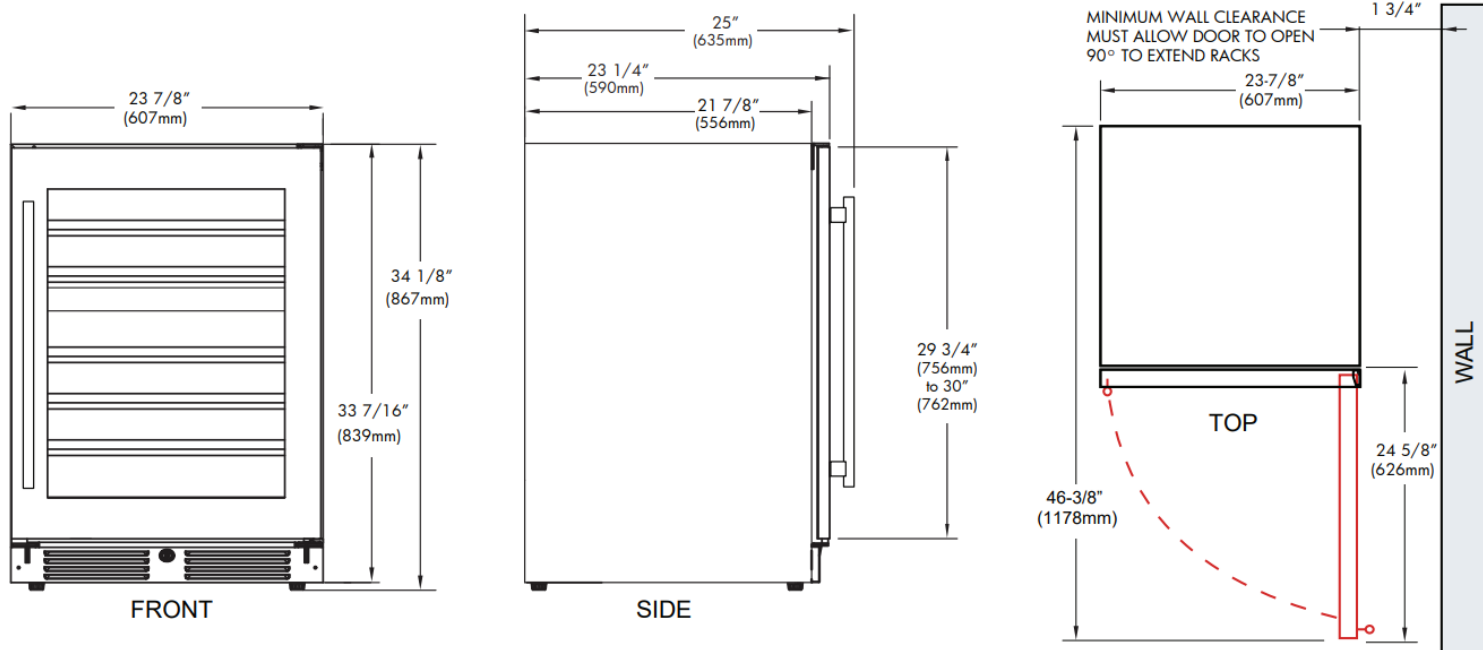
WORLD CLASS SERVICE | COMPREHENSIVE WARRANTIES

OUR LASTING COMMITMENT TO YOU

XOU24WDZGBS

24" BLACK STAINLESS STEEL DUAL-ZONE WINE COOLER

*Specify **R** for right hand hinge - or - **L** for left hand hinge



FEATURES

CAPACITY

Full extension smooth glide racks hold:
(16) 750ml bottles upper section at 41° to 50° F
(30) 750ml bottles lower section at 50° to 64° F

FEATURES

- Telescoping racks fully extend while loaded
- Have wine ready to serve at one temperature, while providing an ideal storage temperature for the rest
- Tri-Color LED Lighting
- Flush Undercounter Installation design
- Independent intuitive electronic controls
- Secure Lock
- X-Active circulation ensures uniform temperature
- Low E-Glass blocks damaging UV light
- Quiet Operation 39 dBA
- Designed for residential or commercial settings

* Note: zero clearance hinges are visible just above and below the door panel

SPECIFICATIONS

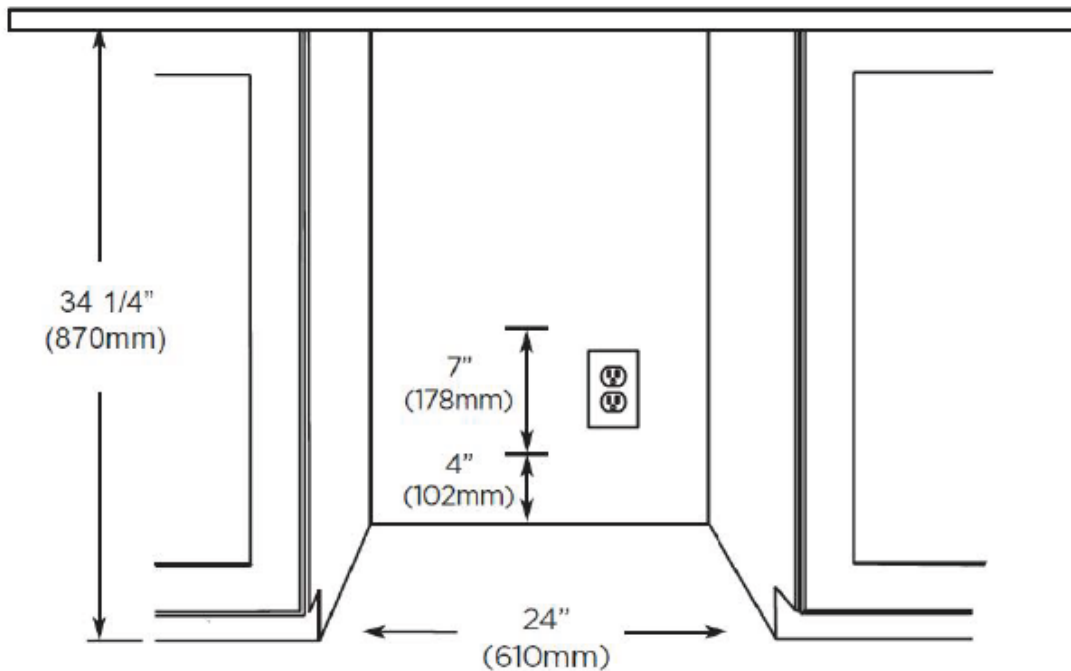
ELECTRICAL	120V 60HZ 4.35 AMP*
DIMENSIONS	H 34 1/8" W 23 7/8" D 23 1/4"
ROUGH IN	H 34 1/4" min W 24" D 24"
REFRIGERANT	R600A
WEIGHT	149 lbs



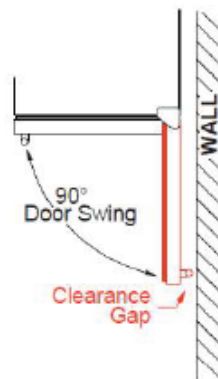
DESIGNER Handle
Included



ROUGH IN DIMENSIONS



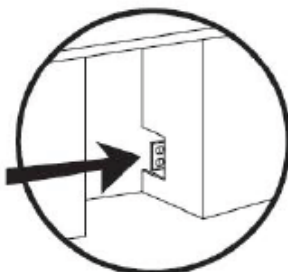
ALL XO UNDERCOUNTER
UNITS ARRIVE PRE-WIRED
WITH LOW PROFILE PLUGS
FOR EASY INSTALLATION



WHEN INSTALLING WITH
THE HINGE SIDE NEXT TO A WALL -
LEAVE 1-3/4" CLEARANCE GAP FOR
CABINET HANDLES

DOOR MUST BE ABLE TO OPEN
A MINIMUM OF 90°.

NEED MORE SPACE -
CUT INTO AN ADJOINING
CABINET TO REACH AN
OUTLET THERE



IF THE DOOR CANNOT OPEN FULLY
YOU CANNOT EXTEND THE SHELVES.