

eF Series® Ultra High Efficiency Commercial Gas Water Heater

Features



Photo is of EF60T199E3N(A)

- **ENERGY STAR® Models Available**—EF60T125 & EF100T (150,199,250) Models.
 - **Thermal Efficiency up to 97%**—Ultra High Efficiency results in less fuel consumption and greater hot water recovery.
- **Bradford White ICON HD®**—Intelligent proven design combines temperature control, diagnostic codes, and system ignition functions with a digital LCD display.
 - **BMS Integration**—Via Modbus standard, BACnet® compatible via gateway kit.*
- **Vitraglas® Lining with Microban®**—An exclusively engineered enamel formula that provides superior tank protection from the corrosive effects of water; and with Microban® antimicrobial product protection to help prevent the growth of bacteria, mold and mildew on the surface of the tank lining.
- **Hydrojet® Total Performance System**—Sediment reducing device that minimizes temperature build-up in tank.
- **Protective Powered Anodes**—Two anode rods provide added protection against corrosion for long-term, trouble-free service.*
- **Three Pass Fire Tube Heat Exchanger System**—The three pass Heat Exchanger system keeps the hot combustion gases moving at a high velocity. The combination of high turbulence and velocity causes an enormous rate of heat transfer into the water.
- **Premix Power Burner**—A self compensating negative regulation system automatically increases or decreases fuel flow when a change in combustion air is detected. This provides the range for optimum combustion and efficiency (automatic high altitude compatibility up to 10,000 ft./3,048m).
- **Venting Versatility**—The eF Series® can vent vertically or horizontally with either 2", 3", 4" or 6" (51mm, 76mm, 107mm or 152mm) PVC, CPVC, Polypropylene, Stainless Steel, or ABS (not approved for Canada) vent pipe, and is approved for direct vent closed combustion applications, or those applications that require inside air for combustion. The eF Series® is also approved for unbalanced venting, which means the air intake pipe doesn't have to be vented the same distance as the exhaust. Common vent kits available.

THE BRADFORD WHITE
ICON HD
COMMERCIAL CONTROL SYSTEM

VITRAGLAS
SUPERIOR PROTECTION WATER HEATERS
+
MICROBAN

Hydrojet

*Not available on certain dash number variations.



3 or 5-Year Limited Tank Warranties / 1-Year Limited Warranty on Component Parts.

For more information on warranty, please visit www.bradfordwhite.com

For products installed in USA, Canada, and Puerto Rico. See complete copy of the warranty included with the heater for limitations.

Microban® antimicrobial product protection helps prevent the growth of bacteria, mold and mildew that may affect the product. The built-in antimicrobial properties do not protect users or others from disease-causing organisms. Microban® is a registered trademark of Microban Products Company.

eF Series® Ultra High Efficiency Commercial Gas Water Heater



Additional Details

- A Single Exhaust Pressure Switch.
- 1" (25mm) NPT Side Connections for Space Heating.
- Complies with the latest ultra-low NOx requirement (14 ng/J NOx limit for natural gas and 77ppm NOx limit for liquid propane).
- ASME Construction Available on All Models.
- NSF 5 Kits Available.
- Low Restrictive Brass Drain Valve.
- Zero Inch Clearance.
- True dielectric factory installed water connections.
- Hand Hole Cleanout.
- T&P Relief Valve—Installed.
- E.C.O.—A manual reset Energy Cut Off (E.C.O) shuts off all gas in event of an overheat condition.

eF Series® Optional Equipment Features:

- Common Vent Exhaust Kit PVC/CPVC p/n 415-54696-00
- Common Vent Exhaust Kit Polypropylene p/n 415-54697-00
- NSF Compliance Kit p/n 265-44542-04
- Optional Condensate Neutralizer Kit p/n A2123601 (125,000 - 250,000 BTU/Hr.)
p/n A2123602 (300,000 BTU/Hr.)
- BACnet® Gateway Kit..... p/n 415-53943-00

Low Inlet Gas Pressure Option—Pre-assembled to allow operation with natural gas inlet pressure down to 3.5" w.c. (Not available on EF-100T-300E-3N(A) models or any size propane models.)

SPECIFICATIONS

These water heaters meet or exceed all or portions of (where applicable) the minimum efficiency requirements of ASHRAE Standard 90.1 (latest edition). C.E.C. Listed.

Model Number	Rated Nominal Volume		BTU/Hr. Input	Therm. Eff. %	A Floor to Exhaust Conn. in.	B Jacket Dia. in.	C Vent Size in.	D Floor to T&P Conn. in.	E Floor to Gas Conn. in.	F Floor to Top of Heater in.	H Depth in.	J Floor to Air Intake Conn. in.	K Floor to Cold Water Conn. in.	L Floor to Hot Water Conn. in.	Water Conn. NPT in.	Gas Conn. Size in.	Relief Valve Open in.	Approx. Shipping Weight lbs.
	U.S. Gal.	Imp. Gal.																
★ EF60T125E3N(A)	60	50	125,000	96.0	5	28 ¹ / ₄	3	39 ¹ / ₁₆	53 ¹ / ₄	57	28 ¹ / ₄	51 ⁵ / ₈	12 ⁷ / ₈	42 ¹ / ₄	1 ¹ / ₂	3 ⁴ / ₄	3 ⁴ / ₄	570
EF60T150E3N(A)	60	50	150,000	93.0	5	28 ¹ / ₄	3	39 ¹ / ₁₆	53 ¹ / ₄	57	28 ¹ / ₄	51 ⁵ / ₈	12 ⁷ / ₈	42 ¹ / ₄	1 ¹ / ₂	3 ⁴ / ₄	3 ⁴ / ₄	570
EF60T199E3N(A)	60	50	199,999	92.0	5	28 ¹ / ₄	3	39 ¹ / ₁₆	53 ¹ / ₄	57	28 ¹ / ₄	51 ⁵ / ₈	12 ⁷ / ₈	42 ¹ / ₄	1 ¹ / ₂	3 ⁴ / ₄	3 ⁴ / ₄	570
★ EF100T150E3N(A)	100	83	150,000	97.0	5	28 ¹ / ₄	3	60 ¹ / ₁₆	74 ¹ / ₄	77 ⁵ / ₈	28 ¹ / ₄	73 ³ / ₈	12 ⁷ / ₈	62 ¹ / ₄	1 ¹ / ₂	3 ⁴ / ₄	3 ⁴ / ₄	900
★ EF100T199E3N(A)	100	83	199,999	97.0	5	28 ¹ / ₄	3	60 ¹ / ₁₆	74 ¹ / ₄	77 ⁵ / ₈	28 ¹ / ₄	73 ³ / ₈	12 ⁷ / ₈	62 ¹ / ₄	1 ¹ / ₂	3 ⁴ / ₄	3 ⁴ / ₄	900
★ EF100T250E3N(A)	100	83	250,000	96.0	5	28 ¹ / ₄	3	60 ¹ / ₁₆	74 ¹ / ₄	77 ⁵ / ₈	28 ¹ / ₄	73 ³ / ₈	12 ⁷ / ₈	62 ¹ / ₄	1 ¹ / ₂	3 ⁴ / ₄	1	900
EF100T300E3N(A)	100	83	300,000	92.0	5	28 ¹ / ₄	3	60 ¹ / ₁₆	74 ¹ / ₄	77 ⁵ / ₈	28 ¹ / ₄	73 ³ / ₈	12 ⁷ / ₈	62 ¹ / ₄	1 ¹ / ₂	3 ⁴ / ₄	1	900

Model Number	Rated Nominal Volume		kW/Hr. Input	Therm. Eff. %	A Floor to Exhaust Conn. mm.	B Jacket Dia. mm.	C Vent Size mm.	D Floor to T&P Conn. mm.	E Floor to Gas Conn. mm.	F Floor to Top of Heater mm.	H Depth mm.	J Floor to Air Intake Conn. mm.	K Floor to Cold Water Conn. mm.	L Floor to Hot Water Conn. mm.	Water Conn. NPT mm.	Gas Conn. Size mm.	Relief Valve Open mm.	Approx. Shipping Weight kgs.
	Liters																	
★ EF60T125E3N(A)	227		36.6	96.0	127	718	76	992	1353	1448	718	1303	327	1073	38	19	19	259
EF60T150E3N(A)	227		43.9	93.0	127	718	76	992	1353	1448	718	1303	327	1073	38	19	19	259
EF60T199E3N(A)	227		58.6	92.0	127	718	76	992	1353	1448	718	1303	327	1073	38	19	19	259
★ EF100T150E3N(A)	379		43.9	97.0	127	718	76	1526	1886	1972	718	1857	327	1581	38	19	19	408
★ EF100T199E3N(A)	379		58.6	97.0	127	718	76	1526	1886	1972	718	1857	327	1581	38	19	19	408
★ EF100T250E3N(A)	379		73.2	96.0	127	718	76	1526	1886	1972	718	1857	327	1581	38	19	25	408
EF100T300E3N(A)	379		87.9	92.0	127	718	76	1526	1886	1972	718	1857	327	1581	38	19	25	408

For propane gas models change suffix "N" to "X" and remove "E" from the model number. **Example:** EF-100T-150-3X
(A) ASME - All models are available with ASME construction. To order ASME construction add the (A) to the end of the model number.

Example: EF-60T-125E-3NA (Note: The weight is the same for both ASME and Non-ASME models.)

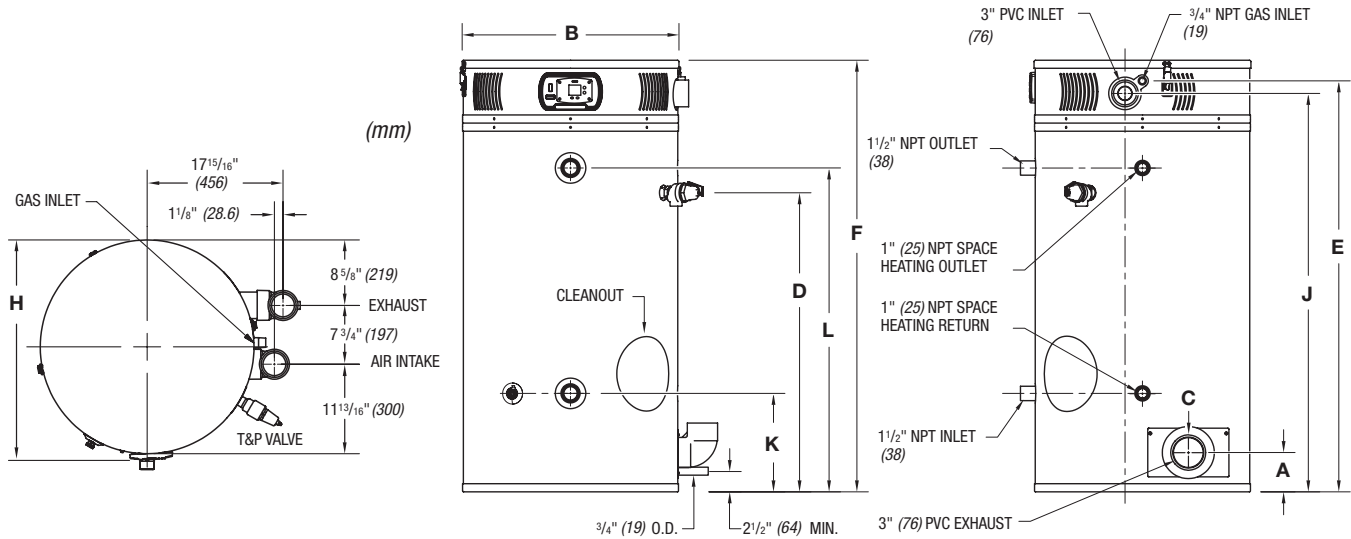
For 5 year warranty models, change suffix "3" to "5" **Example:** EF-100T-300E-5N

All models comply with the latest ultra-low NOx requirements of 14 ng/J or less for natural gas and 77ppm NOx or less for liquid propane. 14.0" w.c. maximum static, 4.5" w.c. minimum running (recommend 7.0" w.c. minimum running).

The water heater must be wired to 120VAC, 60Hz, 15A power supply.

★ = ENERGY STAR® models available.  = Certified Green Product™ Models available.

eF Series® Ultra High Efficiency Commercial Gas Water Heater



Note: Diagrams are for both 60 (227 L) and 100 (379 L) gallon models.

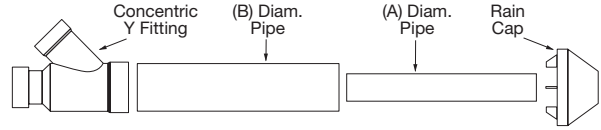
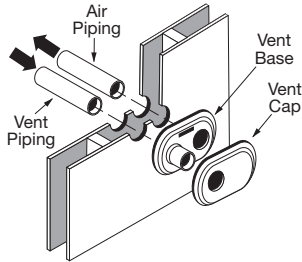
Air intake cannot exceed exhaust by more than 30 ft. (9.1m) in any venting situation. Subtract 5 ft. (1.5m) for each additional 90° elbow.

	EF-60T-125		EF-60T-150 EF-100T-150			EF-60T-199 EF-100T-199				
	Power Direct Vent	Power Vent	Power Direct Vent	Power Vent	Power Vent	Power Direct Vent	Power Vent	Power Vent		
2" (51mm) Vent Pipe										
Max. Intake Length	15 ft. (4.6m)	N/A N/A	15 ft. (4.6m)	N/A N/A	N/A N/A	15 ft. (4.6m)	N/A N/A	N/A N/A		
Max. Exhaust Length	15 ft. (4.6m)	30 ft. (9.2m)	15 ft. (4.6m)	30 ft. (9.2m)	30 ft. (9.2m)	15 ft. (4.6m)	30 ft. (9.2m)	30 ft. (9.2m)		
	EF-60T-125 EF-100T-150		EF-60T-150 EF-100T-199			EF-60T-199 EF-100T-250			EF-100T-300	
	Power Direct Vent	Power Vent	Power Direct Vent	Power Vent	Power Vent	Power Direct Vent	Power Vent	Power Vent	Power Direct Vent	Power Vent
3" (76mm) Vent Pipe										
Max. Intake Length	60 ft. (18.3m)	N/A N/A	50 ft. (15.2m)	N/A N/A	N/A N/A	40 ft. (12.2m)	N/A N/A	N/A N/A	30 ft. (9.2m)	N/A N/A
Max. Exhaust Length	60 ft. (18.3m)	120 ft. (36.6m)	50 ft. (15.2m)	100 ft. (30.5m)	100 ft. (30.5m)	40 ft. (12.2m)	80 ft. (24.4m)	80 ft. (24.4m)	30 ft. (9.2m)	60 ft. (18.3m)
	EF-60T-125 EF-100T-150		EF-60T-150 EF-100T-199			EF-60T-199 EF-100T-250			EF-100T-300	
	Power Direct Vent	Power Vent	Power Direct Vent	Power Vent	Power Vent	Power Direct Vent	Power Vent	Power Vent	Power Direct Vent	Power Vent
4" (102mm) Vent Pipe										
Max. Intake Length	85 ft. (25.9m)	N/A N/A	75 ft. (22.3m)	N/A N/A	N/A N/A	65 ft. (19.8m)	N/A N/A	N/A N/A	55 ft. (16.8m)	N/A N/A
Max. Exhaust Length	85 ft. (25.9m)	170 ft. (51.8m)	75 ft. (22.3m)	150 ft. (45.7m)	150 ft. (45.7m)	65 ft. (19.8m)	130 ft. (39.6m)	130 ft. (39.6m)	55 ft. (16.8m)	110 ft. (33.5m)
	EF-60T-125 EF-100T-150		EF-60T-150 EF-100T-199			EF-60T-199 EF-100T-250			EF-100T-300	
	Power Direct Vent	Power Vent	Power Direct Vent	Power Vent	Power Vent	Power Direct Vent	Power Vent	Power Vent	Power Direct Vent	Power Vent
6" (152mm) Vent Pipe										
Max. Intake Length	85 ft. (25.9m)	N/A N/A	75 ft. (22.3m)	N/A N/A	N/A N/A	65 ft. (19.8m)	N/A N/A	N/A N/A	60 ft. (18.3m)	N/A N/A
Max. Exhaust Length	85 ft. (25.9m)	170 ft. (51.8m)	75 ft. (22.3m)	150 ft. (45.7m)	150 ft. (45.7m)	65 ft. (19.8m)	130 ft. (39.6m)	130 ft. (39.6m)	60 ft. (18.3m)	120 ft. (36.6m)

Recovery Data																								
Model Number	GPH Recovery at Degree Rise*										LPH Recovery at Degree Rise*													
	30°F	40°F	50°F	60°F	70°F	80°F	90°F	100°F	110°F	120°F	130°F	140°F	17°C	22°C	28°C	33°C	39°C	44°C	50°C	56°C	61°C	67°C	72°C	78°C
EF60T125E3N(A)	485	364	291	242	208	182	162	145	132	120	112	104	1836	1378	1102	916	787	689	613	549	500	458	424	394
EF60T150E3N(A)	564	423	338	282	242	211	188	169	154	141	130	121	2135	1601	1279	1067	916	799	712	640	583	534	492	458
EF60T199E3N(A)	740	558	444	370	317	277	247	223	202	185	171	159	2801	2112	1681	1401	1200	1049	935	844	765	700	647	602
EF100T150E3N(A)	588	441	353	294	252	220	196	176	160	147	136	126	2226	1669	1336	1113	954	833	742	666	606	556	515	477
EF100T199E3N(A)	784	588	470	392	336	294	261	235	214	196	181	168	2968	2226	1779	1484	1272	1113	988	890	810	742	685	636
EF100T250E3N(A)	970	727	582	485	416	364	323	291	264	242	223	208	3672	2752	2203	1836	1575	1378	1223	1102	999	916	844	787
EF100T300E3N(A)	1115	836	669	558	478	418	372	335	304	279	257	239	4221	3165	2532	2112	1809	1582	1408	1268	1151	1056	973	905

*Based on manufacturer's rated recovery efficiency.

eF Series® Ultra High Efficiency Commercial Gas Water Heater



2", 3" and 4" Concentric Vent Kits Part Identification		
Concentric Vent Size	(A)	(B)
4 in. (102mm)	4.5 in. (114mm)	6.6 in. (168mm)
3 in. (76mm)	3 in. (76mm)	4.5 in. (114mm)
2 in. (51mm)	2.5 in. (64mm)	3.5 in. (90mm)

Low Profile Termination Kit Model Numbers				
Description	Pipe O.D.	Hole Spacing (ctr to ctr)	IPEX System (1738 or 636)	IPEX Part Number
2" (51mm) Low Profile	2.36" (60mm) Low Profile	5.6" (142mm)	636	196050
2" (51mm) Low Profile	2.36" (60mm) Low Profile	5.6" (142mm)	1738	397984
3" (76mm) Low Profile	3.5" (89mm) Low Profile	5.6" (142mm)	636	196985
3" (76mm) Low Profile	3.5" (89mm) Low Profile	5.6" (142mm)	1738	397985
4" (102mm) Low Profile	4.5" (114mm) Low Profile	5.6" (142mm)	636	196986
4" (102mm) Low Profile	4.5" (114mm) Low Profile	5.6" (142mm)	1738	397086

Appliance Numbers Approved for Concentric Termination Kits			
Description	Part Number	IPEX System (1738 or 636)	IPEX Part Number
2" (51mm) Concentric Termination	415-44069-02	636	196005 (PVC), 197040 (CPVC)
2" (51mm) Concentric Termination	—	1738	397005
3" (76mm) Concentric Termination	415-44069-01	636	196006 (PVC), 197009 (CPVC)
3" (76mm) Concentric Termination	—	1738	397006
4" (102mm) Concentric Termination	—	636	196021 (PVC), 197021 (CPVC)
4" (102mm) Concentric Termination	—	1738	397021

Sample Specification

The water heater shall be a Bradford White model EF-____ with a rated storage capacity of not less than ____ gallons/ liters, a minimum gas input of _____ BTU/hr., a minimum recovery of ____ GPH/LPH at 100°F (56°C) temperature rise, and a Thermal Efficiency Rating of ____%. It shall be design certified by CSA International for 180°F (82°C) application, either with or without a separate storage tank. The tank shall be lined with Vitraglas® vitreous enamel with Microban® antimicrobial technology and shall have a bolted hand hole cleanout. The tank shall have two powered anode rods. This water heater shall be equipped with stainless steel cold water inlet, Hydrojet® Sediment Reduction System. The heater shall be insulated with Non-CFC foam. This water heater shall be equipped with an electronic ignition system, an ASME rated T&P relief valve and a premix closed combustion system for direct venting using either 2", 3", 4" or 6" (51mm, 76mm, 107mm or 152mm) PVC, CPVC, Polypropylene, Stainless Steel, or ABS vent pipe. Common venting options with approved kits. The water heater shall be factory assembled and tested. The water heater shall be approved for zero inch clearance to combustibles. A digital LCD display shall be integrated into the front and be an adjustable electronic thermostat to any temperature up to 180°F. A recycling Energy Cut Off (E.C.O.) shuts off all gas in the event of an overheat condition. The entire installation shall be made in compliance with state and local codes and ordinances.

GENERAL:

All gas water heaters are certified at 300 PSI test pressure (2068 kPa) and 150 PSI working pressure (1034 kPa). All models design-certified by CSA International to ANSI standard Z.21.10.3, for up to 180°F (82°C) application as an Automatic Storage Heater. As an Automatic Storage Heater, all models are complete, self-contained water heating systems. It needs no separate storage tank, pump, wiring (115V AC required), or elaborate piping network. When equipped with a mixing valve, all models can be stored at a sanitizing temperature of 180°F (82°C) and supply lower temperature general purpose hot water simultaneously.

Dimensions and specifications subject to change without notice in accordance with our policy of continuous product improvement.



Sales: 800-523-2931
24/7 Technical Support: 800-334-3393 • Email TechServ@bradfordwhite.com

Products made by Bradford White are manufactured in America using the finest materials and components from around the world. ©2025, Bradford White Corporation, USA. All rights reserved.

