



Optima[®] Sensor Faucet

EAF-200-PLG-CP-0.5GPM-AER-IQ-FCT

Product description

Plug Adapter Power Supply, Mixer Not Included, Polished Chrome Finish, 0.5 gpm, Aerated Spray, Infrared Sensor, Optima[®] Hardwired-Powered Deck-Mounted Mid Body Faucet.

Compliances & Certifications



(ADA Compliant, ASME A112.18.1 Compliant, BREEAM Materials Credit, BREEAM Water Credit, CEC Compliant, EPD, Green Globes Credit, Green Globes Water, HPD, IAPMO, LEED Credit, LEED HPD, NSF-61/CAN-61, NYC604.4, Proposition 65, Satisfies LEED Credits, TAS, UPC Low Lead Certified, WELL Building Standard)

Code 3335050








Finish

-  Polished Chrome (CP)

Connectivity

-  Bluetooth Adapter

Downloads

-  [EAF 200_225_250_275 Installation Instructions.pdf](#)
-  [EAF 200_225_250_275 \(SP\) Installation Instructions.pdf](#)
-  [Faucet Spray Heads Maintenance Guide.pdf](#)
-  [Optima Plus EAF 200 Repair and Maintenance Guide.pdf](#)
-  [Faucet and Soap Dispenser Brochure.pdf](#)
-  [Faucets Brochure \(Spanish\).pdf](#)
-  [Additional Downloads](#)

Videos

-  [Sloan Connect App[®]](#)

Details

- Flow Rate: 0.5 gpm (1.9 Lpm) (0.5GPM)
- Spray Type: Aerated (AER)
- Sensor Type: Infrared
- Mounting Type: Single Hole
- Power Supply: Plug Adapter (PLG)
- Temperature Mixer: Mixer Not Included
- Finish: Polished Chrome (CP)
- Factory Default Timeout: 30s
- Factory Default GPC: 0.25 gpc

Features

Commercial Grade, ADA Compliant, Electronic, Sensor-Activated, Die-Cast Metal Hand Washing Faucet with the following features:

- Double Infrared Sensors with Automatic Setting Feature and Microprocessor
- Automatic Self-adapting Sensor Technology
- Magnetic Solenoid Valve
- Water Supply Connection with Flexible High-pressure Hose and Strainer
- 6 Volt DC Plug-in Adapter (must be ordered separately for Less Adapter/Transformer (-LT) faucets)
- Appropriate Mounting Hardware included
- 3 year limited warranty
- Chrome plated finish
- 0.5GPM sprayhead with aerated flow pattern
- Includes 120V plug-in transformer

Electrical specifications

- Sensor Range: 4" -5" (102-127 mm)
- Timeout Adjustment Setting: 30 Seconds

Warranty

[View Warranty Information](#)

Notes

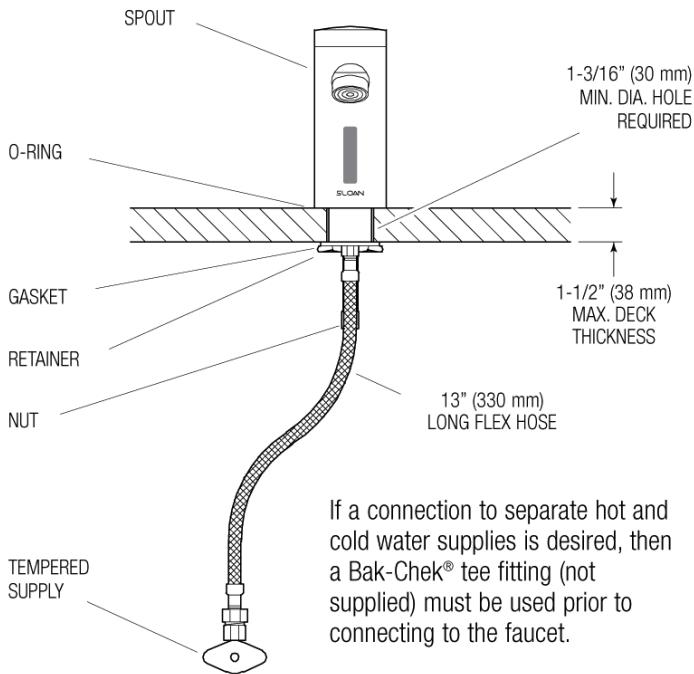
All information contained within this document subject to change without notice.

Looking for other variations of the EAF-200 product? [View the general spec sheet with all options.](#)

[Find a matching soap dispenser](#) for this faucet.

[Find a compatible sink](#) for this faucet

EAF-200
Faucets with Single Line Water Supply



EAF-200-ISM, EAF-200-ISM-IC AND EAF-200-ISM-DPU-IC
Faucets with Hot and Cold Water Supply

