



AC INFINITY

MULTIFAN SERIES

COMPONENT USB COOLING FAN

USER MANUAL

WELCOME

Thank you for choosing AC Infinity. We are committed to product quality and friendly customer service. If you have any questions or suggestions, please don't hesitate to [contact](#) us. Visit www.acinfinity.com and click contact for our contact information.

EMAIL

support@acinfinity.com

WEB

www.acinfinity.com

LOCATION

Los Angeles, CA

MANUAL CODE MF2010X1

PRODUCT

MULTIFAN S1
MULTIFAN S2
MULTIFAN S3
MULTIFAN S4
MULTIFAN S5
MULTIFAN S7
MULTIFAN S3-P
MULTIFAN S7-P
MULTIFAN MINI

MODEL

AI-MPF80A
AI-MPB140A
AI-MPF120A
AI-MPF140A
AI-MPF80A2
AI-MPF120A2
AI-MPF120P
AI-MPF120P2
AI-MPF40A

UPC-A

854759004327
854759004495
854759004310
854759004365
854759004334
854759004341
854759004761
854759004778
819137020559

MANUAL INDEX

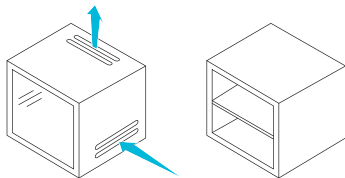
Manual Index	Page 5
Product Requirements	Page 6
Key Features	Page 7
Product Contents	Page 8
Silicone Feet	Page 9
Powering	Page 11
Speed Controller	Page 12
Adding More Units	Page 13
Applications	Page 14
FAQ	Page 16
AC Infinity Products	Page 17
Warranty.....	Page 18

PRODUCT REQUIREMENTS

The MULTIFAN series is designed to cool various AV components by accelerating cool air intake or heat exhausting. Make sure the following requirements are met to ensure optimal cooling.

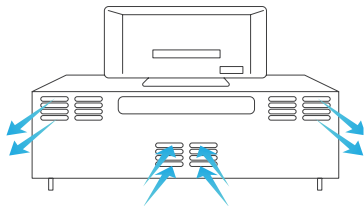
FULLY ENCLOSED CABINETS

USB cooling fans are ineffective in enclosed cabinet applications. Air must be able to flow in and out of the cabinet to be ventilated. Make sure your cabinet is open in the front or has ventilation holes.



REAR EXHAUST MODELS

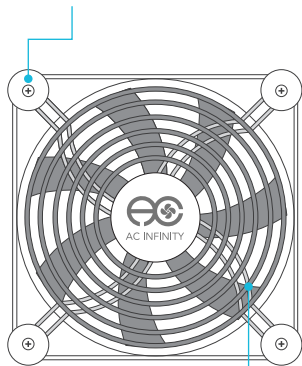
Your cabinet's ventilation holes must be located at its rear to optimize the MULTIFAN S2. Hot air blown out by the USB fan will flow out from the cabinet's rear openings.



KEY FEATURES

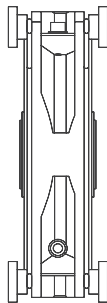
ANTI-VIBRATION SILICONE

Specially designed rubber feet helps keep the noise level down when the fan is vibrating against a hard surface.



DUAL BALL BEARINGS

Allows the fan unit to be powered by a standard USB port, a common power source in home electronics.



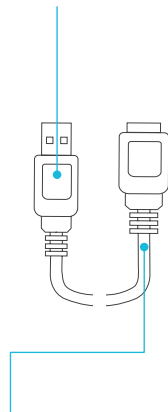
SPEED CONTROLLER

A speed controller located on the cord permits you to adjust the fan's speed and power off the fan.



USB CONNECTOR

Allows the fan unit to be powered by a standard USB port, a common power source in home electronics.



DUAL FAN GUARDS

Guards creates a barrier between a fan's blades and any foreign objects it may come into contact with.


ADDITIONAL USB PORT

Each fan contains an USB port. Up to four fans can be powered through a single USB or outlet source.

PRODUCT CONTENTS

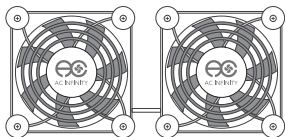
MULTIFAN S1	AI-MPF80A
MULTIFAN S3	AI-MPF120A
MULTIFAN S4	AI-MPF140A
MULTIFAN S3-P	AI-MPF120P

- (1) Single USB fan with Speed Controller
Model AI-MPF120P contains Turbo Power Adapter



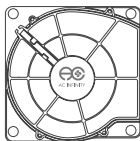
MULTIFAN S5	AI-MPF80A2
MULTIFAN S7	AI-MPF120A2
MULTIFAN S7-P	AI-MPF120P2

- (1) Dual USB Fans with Speed Controller
Model AI-MPF120P2 contains Turbo Power Adapter



MULTIFAN S2	AI-MPB140A
--------------------	------------

- (1) Single USB Blower with Speed Controller



MULTIFAN MINI	AI-MPF40A
----------------------	-----------

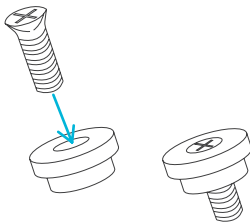
- (1) Single USB Mini Fan with Speed Controller



SILICONE FEET

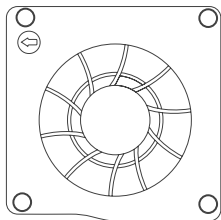
FEET DETACHMENT - FANS

The fan's silicone feet can be detached to save space. Easily unscrew the feet from the fan's frame. Put the screw back in after to secure the fan guard.



FEET DETACHMENT - BLOWERS

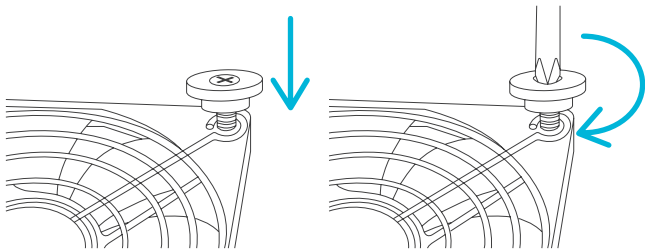
The silicone feet is necessary to prevent the blower from scratching your electronics. It also reduces noise caused by airflow turbulence from underneath the blower. To remove, please pull on the bottom of the feet carefully.



SILICONE FEET

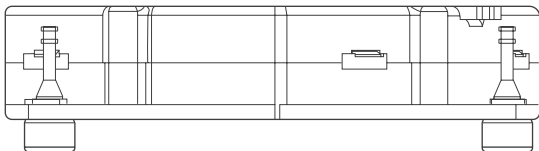
FEET REATTACHMENT - FANS

If you want to install the feet back, simply insert the silicone feet through the guard and onto the fan's screw hole. Turn until you feel the screw tightening but do not overextend or the screw will slip through the rubber feet.



FEET REATTACHMENT - BLOWERS

If you are powering the register fan with an external outlet, run the power cord towards the groove on the side of the register fan.

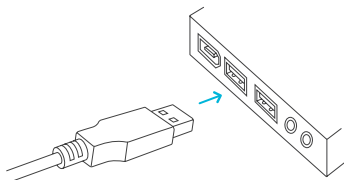


POWERING

USB PORT

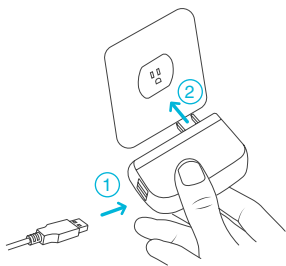
Plug the fan's USB connector into a standard USB port. Please use a dedicated USB port rated 500 mA or higher, the standard on most electronics.

Please note that some electronics will have active power for their USB ports even when the electronic is powered off. This causes the fans to run even if the electronic device is powered off.



POWER OUTLET (SOLD SEPARATELY)

Check the LCD display to see if it is lit and shows a number reading.

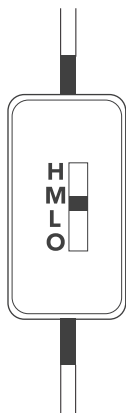


SPEED CONTROLLER

INLINE 3-SPEED CONTROLLER

The speed controller located on the cord allows you to adjust the fan's speed from off to low, medium, and high. This enables you to set the fan to optimal noise and airflow levels for various environments.


Any fans that are daisy chained will also have their speed changed. Please make sure that the additional fans connected to the fan closest to the power source have their speed set on high.



ADDING MORE UNITS

DAISY CHAINING FANS

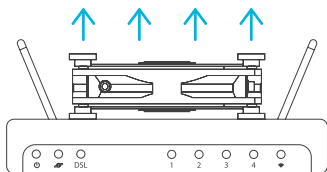
Up to four fans can be daisy chained to share the same USB port. Up to six fans can be daisy chained to share the same Boost Speed Adapter or Thermostat Fan Controller, both sold separately. Dual fans such as MULTIFAN S7 count as two fans.



APPLICATIONS

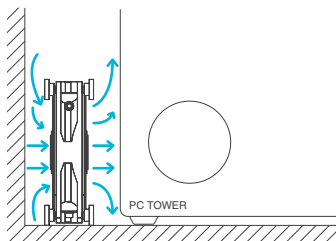
TOP EXHAUST - FANS

The USB cooling fans can be placed on top of electronics that have vents on the top, such as a DVR receiver to help draw out hot air. Unused rubber feet can be detached to save space.



TARGET COOLING - FANS

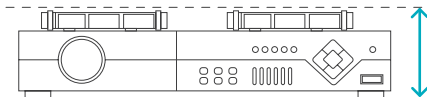
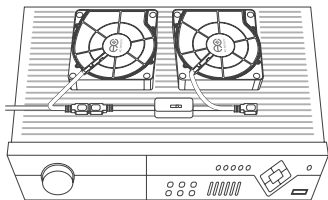
The USB fans can also stand upright to target a specific electronic, component, or area you wish to cool. They can also help circulate air in narrow places such as inside a computer desk or home theater cabinet by pushing hot air away.



APPLICATIONS

REAR EXHAUST - BLOWERS

The USB blowers are designed to help exhaust hot air from electronics housed in tight shelves in which a fan may not have adequate space to blow upwards. They should be placed on top of electronics that have ventilations holes on top such as receivers, amplifiers, and other audio video equipment.



MULTIFAN FAQ

Q: Can I mount this fan vertically?

A: Yes. The MULTIFAN can be mounted in any orientation, including vertically.

Q: Can I flip the fan to create intake or exhaust airflow?

A: Yes, this fan creates intake and exhaust airflow. Simply flip the MULTIFAN around to achieve the desired airflow.

Q: Can I splice the cables to extend them?

A: We do not recommend hardwiring or splicing our fan's power wires. Such modifications may compromise electrical safety and will void this product's warranty.

Q: Does this fan fit with filters?

A: The MULTIFAN is not compatible with any filters.

Q: Will I be able to mount this fan on a wall?

A: This product is not specifically designed to be mounted on or through a wall.

Q: Is this fan fit for outside applications?

A: This product is not specifically designed for outside use.

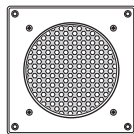
Q: Can I stack other objects like laptops on top of this fan?

A: We do not recommend stacking electronics on top of this fan. Doing so will greatly reduce its airflow.

AC INFINITY PRODUCTS

AIRPLATE SERIES

The AIRPLATE series is designed to cool home theater and audio video cabinets. The fans are powered by USB port or power outlets. Includes an inline speed controller and Boost Speed Adapter. The fans can also be temperature controlled with an Advance Thermal Controller (sold separately).



PRODUCT

AIRPLATE S1
AIRPLATE S3
AIRPLATE S5
AIRPLATE S7
AIRPLATE S9

MODEL

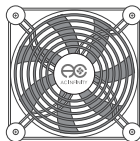
AI-CFS80BA
AI-CFS120BA
AI-CFD80BA
AI-CFD120BA
AI-APS9

DIMENSIONS

4.6 x 4.6 x 1.3 in.
6.3 x 6.3 x 1.3 in.
8.4 x 4.4 x 1.3 in.
11.7 x 6.1 x 1.3 in.
17.5 x 6.1 x 1.3 in.

MULTIFAN SERIES

The MULTIFAN series fans can be placed on top of AV components and electronics to exhaust hot air economically. It features an inline speed controller and can be powered by a USB port. The fans can also be powered through a power outlet with a Boost Speed Adapter (sold separately).



PRODUCT

MULTIFAN S1
MULTIFAN S3
MULTIFAN S4
MULTIFAN S5
MULTIFAN S7

MODEL

AI-MPF80A
AI-MPF120A
AI-MPF140A
AI-MPF80A2
AI-MPF120A2

DIMENSIONS

3.1 x 3.1 x 1 in.
4.7 x 4.7 x 1 in.
5.5 x 5.5 x 1 in.
3.1 x 3.1 x 1 in. /fan
4.7 x 4.7 x 1 in. /fan

Discover the latest innovations in cooling and ventilation at acinfinity.com

WARRANTY

This warranty program is our commitment to you, the product sold by AC Infinity will be free from defects in manufacturing for a period of two years from the date of purchase. If a product is found to have a defect in material or workmanship, we will take the appropriate actions defined in this warranty to resolve any issues.

The warranty program applies to any order, purchase, receipt, or use of any products sold by AC Infinity or our authorized dealerships. The program covers products that have become defective, malfunctioned, or expressively if the product becomes unusable. The warranty program goes into effect on the date of purchase. The program will expire two years from the date of purchase. If your product becomes defective during that period, AC Infinity will replace your product with a new one or issue you a full refund.

The warranty program does not cover abuse or misuse. This includes physical damage, submersion of the product in water, incorrect installation such as wrong voltage input, and misuse for any reason other than intended purposes. AC Infinity is not responsible for consequential loss or incidental damages of any nature caused by the product. We will not warrant damage from normal wear such as scratches and dings.

To initiate a product warranty claim, please contact our customer service team at support@acinfinity.com



If you have any issues with this product, contact us and we'll happily resolve your problem or issue a full refund!

COPYRIGHT © 2021 AC INFINITY INC. ALL RIGHTS RESERVED

No part of the materials including graphics or logos available in this booklet may be copied, photocopied, reproduced, translated or reduced to any electronic medium or machine readable form, in whole or in part, without specific permission from AC Infinity Inc.

www.acinfinity.com