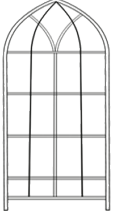









RIDGEWAY ARCH ETAGERE BOOKCASE

ASSEMBLY INSTRUCTIONS

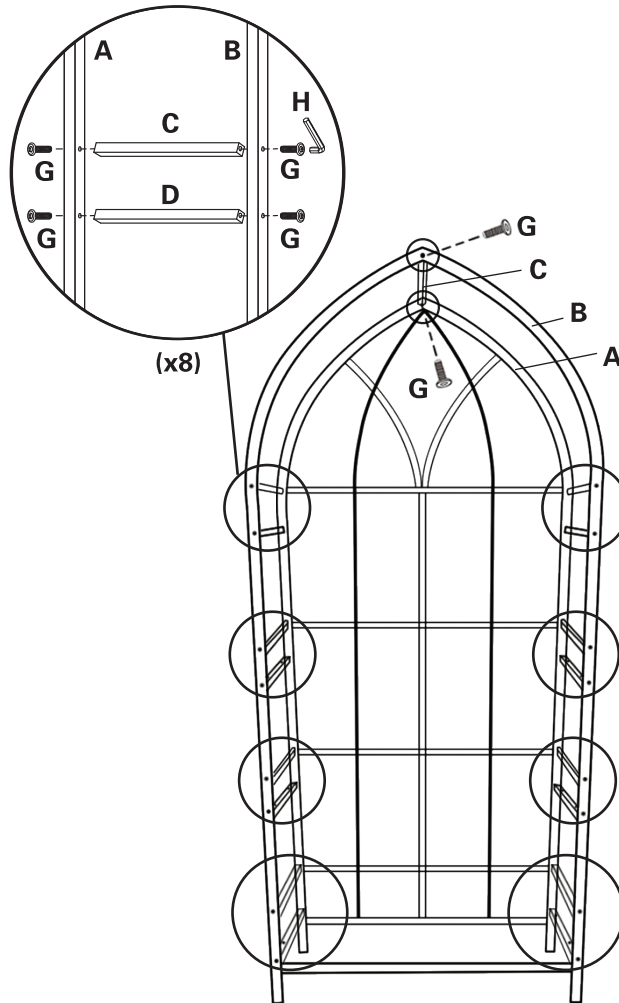
FIRSTIME & CO.®
— AMERICAN DESIGNED —

PARTS

A  1 PC	B  1 PC
C  9 PC	
D  8 PC	
E  4 PC	
F  16 PC	G  34 PC
H  1 PC	

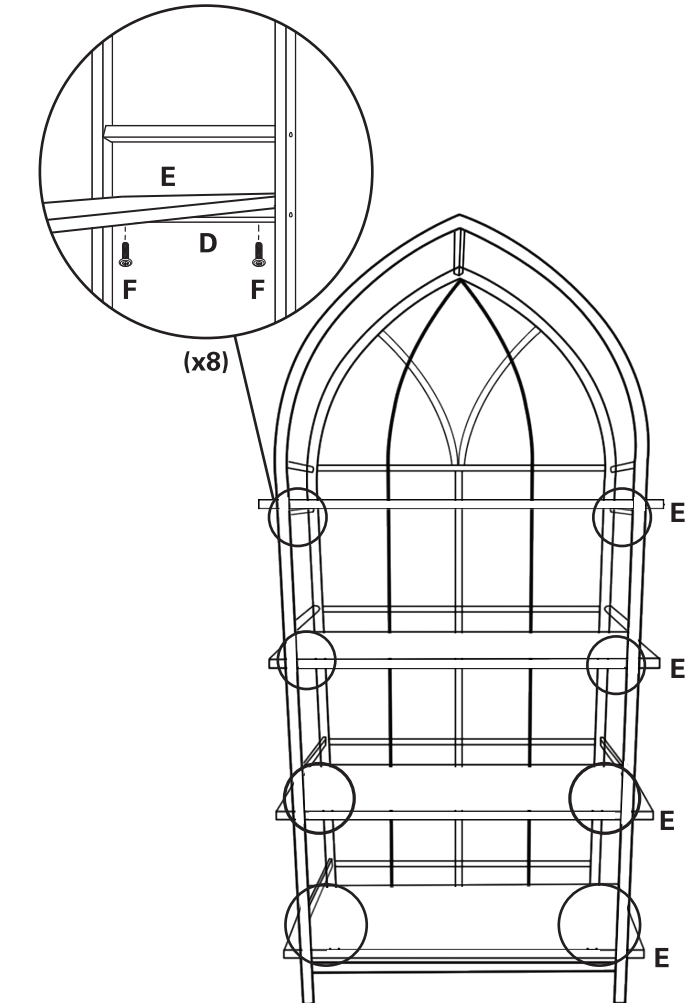
STEP 1

Attach frames (A + B) with metal rods (C + D).



STEP 2

Attach shelves (E) to the frame on rod (D).



WARNING:

Serious or fatal crushing injuries can occur from furniture tip-over.

To help prevent tip-over: • Affix product to the wall with included anti-tip kit.

• Place heaviest items in the lowest shelves. • Never allow children to climb or hang on shelves.

NOTE: PHILIPS HEAD SCREW DRIVER REQUIRED FOR ASSEMBLY (NOT INCLUDED)