IQ Door/Window-S

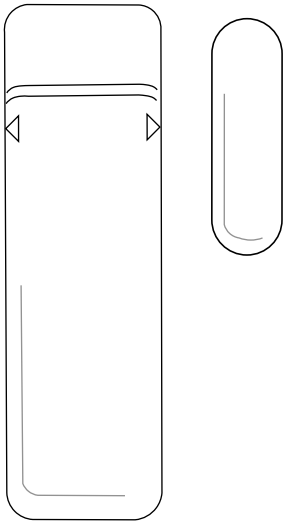

Note: For UL/CUL installations use this device only in conjunction with compatible Qolsys wireless alarm system IQ Panel 2.

OVERVIEW

The IQ DW-S Door and Window Contact is a fully supervised magnetic contact device. It includes a built-in reed switch (that opens upon removal of a magnet placed near it). The device transmits alarm notifications to the control panel and is supervised. Operating power is obtained from an on-board 3V lithium battery. When the battery voltage is low, a "low Battery" message is sent to the receiver.

SPECIFICATIONS

Sensor: 2.65"H x .85"W x .75"D
Compatible control panels: Qolsys IQ Panel 2
Code outputs: tamper, tamper restore, alarm, alarm restore, low battery.
Frequency: 319.5MHz
Transmitter frequency: SECURE 319.5 MHz (S-Line)
Unique code ID
Supervisory keep-alive interval: 70 minutes.
RF Peak field strength: typical 36000 uV/m at 3m
Operating Temperature: 0˚C~49˚C
Relative Humidity: 85% Max
Storage Temperature: -40-85˚C
For indoor non-hazardous locations only.
Battery: 3V Lithium CR2
Replace battery with exact replacement every 5 years.
Low Battery Threshold: 2.6V

STEP 1 CHOOSE INSTALLATION LOCATION

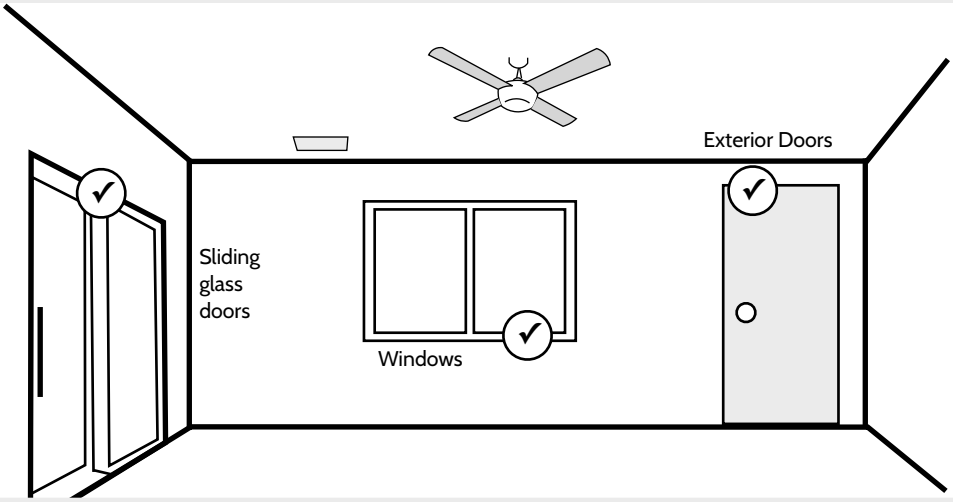

Installation Notes: It is highly recommended to attach the sensor to the top of the door or window on the fixed frame and the magnet to the door or window. Ensure that the magnet is located not more that 6mm (0.25 inches) from the transmitter's marked sides.

IMPORTANT! For UL/cUL, perform a placement test first for all wireless initiation devices. The acceptable result shall be "Excellent".

STEP 2 REMOVE BATTERY TAB

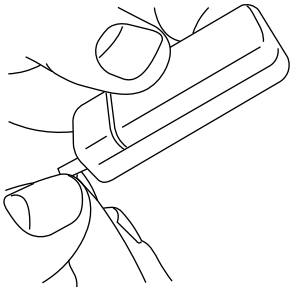

STEP 3 SECURE BACKPLATE

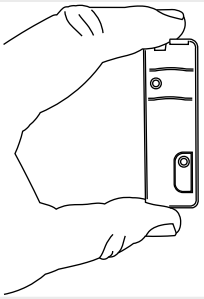



X2

Note: for UL/cUL certified installations use only screws for mounting the device.

STEP 4 LINE UP SENSOR & MAGNET

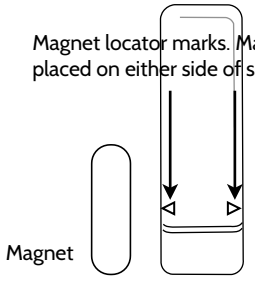

STEP 5 SECURE MAGNET







X2

Apply provided screws to the backplate of magnet.

Magnet gap should not exceed 1/4"

Please refer to table A on page two for detailed specifications.

TABLE A GAP SEPARATION

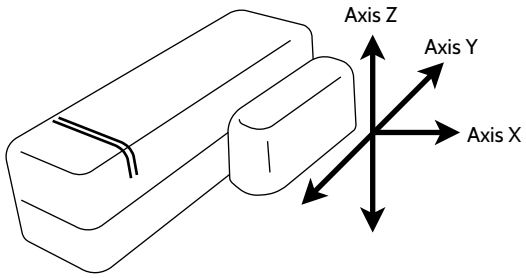

	Axis	Magnet Approaching Contact (mm)	Magnet leaving Contact (mm)
Steel	X	7	8
Steel	Y	10	13
Steel	Z	17	22
Wood	X	19	23
Wood	Y	14	19
Wood	Z	27	32

STEP 6 LEARN INTO PANEL



Place your panel in "auto learn" mode

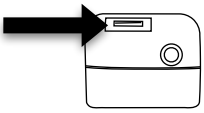

Open and close the case to "tamper" the device



Customize name and settings as desired and touch "ADD"



BATTERY SAFETY AND MAINTENANCE

The IQ Door/Window-S includes low-battery condition detection. When this condition is detected a trouble message is transmitted to the compatible receiver/control panel. This will provide visual identification of the unit that requires a battery change.

This product uses lithium batteries. Improper handling of lithium batteries may result in HEAT GENERATION, EXPLOSION or FIRE, which may lead to personal injuries. WARNING!

DANGER OF EXPLOSION IF BATTERIES ARE INSTALLED INCORRECTLY. REPLACE ONLY WITH THE SAME OR EQUIVALENT TYPE RECOMMENDED BY THE MANUFACTURER.

KEEP AWAY FROM SMALL CHILDREN: IF SWALLOWED PROMPTLY SEE A DOCTOR.

Caution! Risk of explosion if battery is replace by an incorrect type. Dispose of used batteries according to the manufacturer's instructions.

Do not try to recharge these batteries.

CONNECTS USING S SECURE 319.5 MHz

Document#: IQDW-SIM-02-18
Revision#: 02/19/18
Issue Date: FEB 2018
Qolsys Product #: QS1133-840

SECURITY c UL us LISTED Equipment BP21056

Qolsys Inc. proprietary.
Reproduction without permission is not permitted.

FCC ID: 2ABBZ-RF-MDWS-HP-S
IC: 11817A-RFMDWSHPS

GOT QUESTIONS?
CONTACT TECH SUPPORT
TechSupport@Qolsys.com

The IQ DW-S has been listed by UL/cUL for residential burglary applications in accordance with the requirements in the Standards UL 634 and ULC/ORDC634 for Door and Window Contact.
This device complies with part 15 of the FCC Rules. Operation is subject to the following two conditions: (1) This device may not cause harmful interference, and (2) this device must accept any interference received, including interference that may cause undesired operation. Changes or modifications not expressly approved by the party responsible for compliance could void the user's authority to operate the equipment.

This device complies with Industry Canada licence-exempt RSS standard(s). Operation is subject to the following two conditions: (1) this device may not cause interference, and (2) this device must accept any interference, including interference that may cause undesired operation of the device.
Cet appareil est conforme avec Industrie Canada exempts de licence standard RSS (s). Son fonctionnement est soumis aux deux conditions suivantes: (1) cet appareil ne doit pas provoquer d'interférences et (2) cet appareil doit accepter toute interférence, y compris celles pouvant causer un mauvais fonctionnement de l'appareil.