



## Rinnai EnergySaver® Direct Vent Wall Furnace

### Efficient Supplemental Heating for Homeowners



**Comfortable heat for hard-to-heat spaces**

Transform any living space — from basement to sunroom, or even the whole home — with self-adjusting heat that keeps room temperature consistent, from floor to ceiling.

#### Consistent Warmth and Reduced Cold Spots

- Maintains pre-set temperature
- Distributes heat evenly

#### Energy Efficient Solutions


- Unique energy-saving modulating technology intuitively matches the specific level of heat needed at any given moment, responding to the smallest temperature changes (within 2 in / 5 cm above the floor)
- Rinnai offers multiple models for just the right size and configuration to heat a whole home or complement an existing heating system
- Minimizes heat loss with no ductwork

#### The Rinnai Difference

- Consistent, Even Heat**
- Wall Thermostat Compatible**
- Modulating Technology**
- User-Friendly Controls**
- Versatile Installation Options**
- High-Altitude Approved**
- Quiet Operation**

#### Customized Heating

The easy-to-use programmable thermostat lets you set a comfortable temperature for when you're home and a lower setting for when you're gone. Attach to a Wi-Fi enabled thermostat (Nest, Honeywell, Ecobee, etc.) for additional flexibility and comfort, meeting supplemental or specific zone heating needs.



**USER-FRIENDLY CONTROL PANEL**  
Manage the temperature in your home with our user-friendly control panel. Simply choose a set temperature or customize heating during the day by programming built-in timers.

**STREAMLINE DESIGN | NATURAL GAS OR PROPANE MODELS | EASY INSTALLATION**



### she shed

OR GARAGE SPACE



### man cave

OR BASEMENT REMODEL



### sun room

OR ENCLOSED PORCH



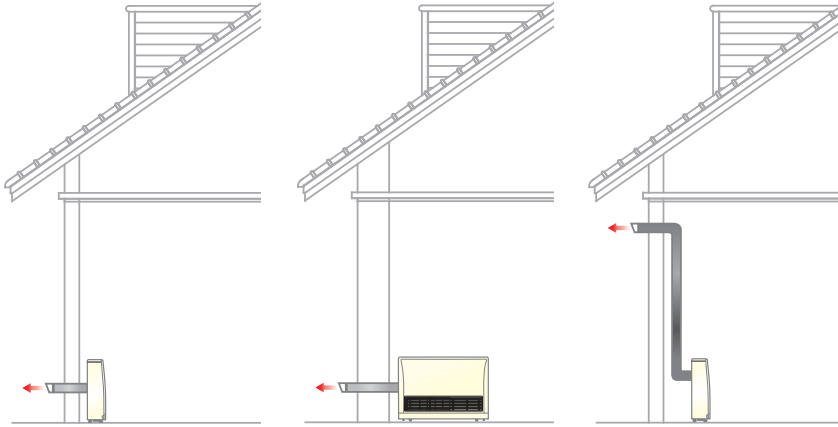
### cabin

OR LAKE HOUSE

## Quick, Flexible Installation

Rinnai EnergySaver® Direct Vent Wall Furnaces provide quick installation, and flexible venting allows positioning along almost any outside wall.

## Venting Options



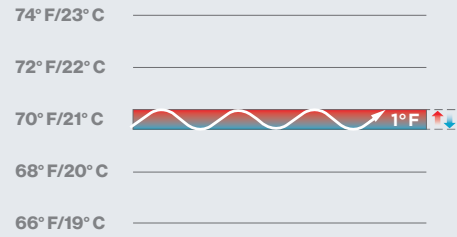
**Direct, Through-Wall Vent Termination**

**Through-Wall Vent Termination with Extension Kit**

**Through-Wall Vent Termination with Extension Kit and Elbow**

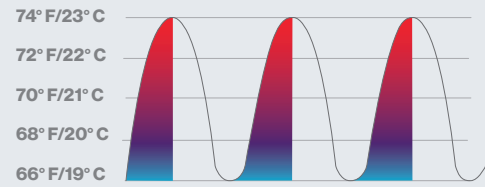
Please consult the Owner's Operation and Installation Manual for installation requirements.

## RINNAI ENERGY-SAVING MODULATING TECHNOLOGY



Rinnai's technology responds to small temperature changes, resulting in higher levels of comfort.





## STANDARD SPACE HEATER (ON/OFF)



On/Off Cycle of a Standard Space Heating Appliance.

## MODEL CHART AND SPECIFICATIONS

### ENERGYSAVER® DIRECT VENT WALL FURNACES

										
Model	EX08DT		EX11DT		EX17DTFTA)		EX22DT / EX22DTW		EX38DT / EX38DTW	
Available Colors	Beige		Beige		Beige		Beige or White		Beige or White	
Fuel Type	NG	LP	NG	LP	NG	LP	NG	LP	NG	LP
Input Range - btu (Low/High)	3,000 / 8,000		5,500 / 11,000	5,700 / 11,000	8,200 / 16,700		8,200 / 21,500	8,200 / 20,700	13,200 / 38,400	13,200 / 36,500
AFUE Rating	82.0%		81.0%		81.0%		81.0%		80.0%	
Dimensions - w, h, d (mm)	18.3 x 27.4 x 10.1 (465 x 696 x 257)		18.3 x 27.4 x 10.1 (465 x 696 x 257)		29.9 x 22.9 x 10.1 (760 x 582 x 257)		29.9 x 22.9 x 10.1 (760 x 582 x 257)		36.6 x 26.4 x 13 (930 x 670 x 330)	
Power Consumption (Electronic Ignition)	41 Watts		44 Watts		46 Watts		56 Watts		117 Watts	
Noise Level db(a)	27 - 36		27 - 36		33 - 38		33 - 42		39 - 46	
Warranty*	10 Year Heat Exchanger, Five Years on Parts, 2 Years on Labor									
Altitude Approved (ft)	Up to 10,200 ft (3,000 m)									
Venting Option	Concentric									

\* For complete information and details regarding Rinnai's warranty and information on sizing guidelines, please visit [rinnai.us](http://rinnai.us).  
NOTE: NG denotes Natural Gas and LP denotes Liquid Propane gas fuel types.

# Rinnai®

**Rinnai America Corporation**

103 International Drive | Peachtree City, GA 30269  
1-800-621-9419 | [rinnai.ca](http://rinnai.ca)

