

# Iron Horse® 1000 Series Riveted Shelving

## ABOUT THIS PRODUCT

1000 Rivet Shelving 12 inch deep units that will fit almost anywhere to keep you organized with easy access to your belongings. Simple assembly with a boltless design allows you to configure the shelving units vertically or horizontally while only using a rubber mallet (not included). Use in your home or garage with a shelf capacity of 150 lbs per shelf and a riveted steel frame that is rust-resistant and long-lasting.

## FEATURES

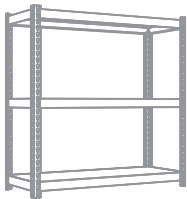
- Three sizes available, 30"H, 48"H and 60"H (3, 4, and 5 shelf units)
- 150 lb weight capacity per shelf
- 12" deep units fit almost anywhere
- Steel frame with rust-resistant, powder-coat finish
- Riveted steel construction
- Simple assembly, boltless design
- Assembles vertically or horizontally
- Durable steel construction with non-porous surface is easy to clean and disinfect

## STANDARDS & CERTIFICATIONS

- 5 Year Limited Warranty
- Contains PB or MDF that complies with Phase 2 emission limits per California CARB rule 93120.2
- TSCA Title VI Compliant

## SHIPPING DETAILS

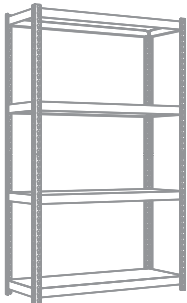
- FOB Dover, DE
- Country of Origin: USA



### 3-SHELF UNIT – 30"H x 30"W x 12"D

COLOR	ITEM NO.	LIST
Black	22539	\$151

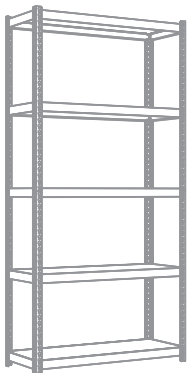
SHIPPING	
Dimensions	2.25H x 30.88W x 11.75D in.
Weight	15 lbs.
Cube	.47



### 4-SHELF UNIT – 48"H x 30"W x 12"D

COLOR	ITEM NO.	LIST
Black	22540	\$195

SHIPPING	
Dimensions	2.75H x 30.88W x 11.75D in.
Weight	20 lbs.
Cube	.58



### 5-SHELF UNIT – 60"H x 30"W x 12"D

COLOR	ITEM NO.	LIST
Black	22541	\$225

SHIPPING	
Dimensions	2.75H x 30.88W x 11.75D in.
Weight	24 lbs.
Cube	.58