

KALLISTA®

Foundations by KALLISTA Handshower With Hose P21660-00

Features

- Three spray options available with a simple turn (wide coverage spray, rhythmic pulse spray, and soft aerated spray)
- Easy-to-clean sprayface resists mineral buildup
- 1.75 gpm (6.6 lpm) maximum flow rate
- Includes 59" (1499 mm) hose
- Handshower mounts to deck or wall with your choice of required installation mounting hardware (sold separately)

Recommended Products/Accessories

- P21661-00 Contemporary Wall Supply Elbow (Qty 2)
- P24453-00 Wall Bracket (Qty 2)
- P21501-00 Showerhead with Arm
- P34709-TT Transitional 18" Shower Door Towel Bar



Codes/Standards








- ASME A112.18.1/CSA B125.1
- DOE - Energy Policy Act 1992
- EPA WaterSense®
- California Energy Commission (CEC)
- ICC/ANSI A117.1

KALLISTA® Five-Year Limited Warranty

See website for detailed warranty information.

Available Colors/Finishes

Color tiles intended for reference only.

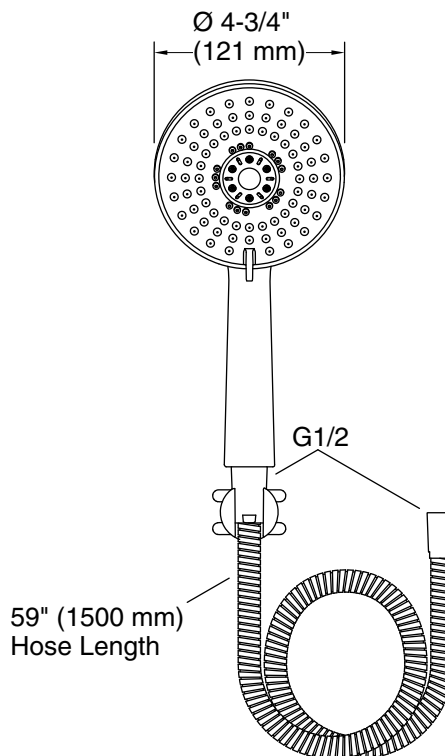
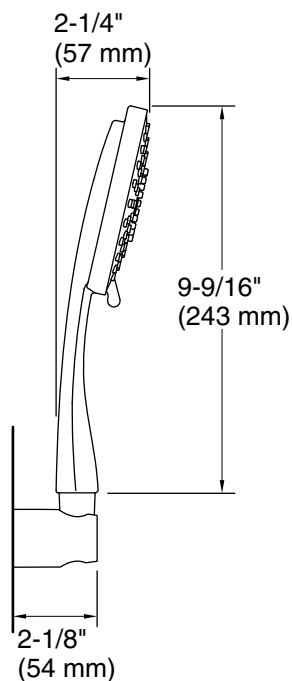
Color	Code	Description
	CP	Polished Chrome
	BL	Matte Black
	AF	French Gold
	BAF	Brushed French Gold
	BN	Brushed Nickel
	BV	Brushed Bronze
	SN	Polished Nickel

1-888-4-KALLISTA (1-888-452-5547)

Kallista reserves the right to make revisions without notice to product specifications.

For the most current Specification Sheet, go to www.kallista.com.

3-1-2026 20:52 - US/CA



Technical Information

All product dimensions are nominal.

Handshower rated max flow: 1.75 gal/min (6.6 l/min)

Notes

Install this product according to the installation instructions.