

Features

- Kinesis® technology with concealed sensor allows for a clean aesthetic and provides extraordinarily accurate and reliable actuation in varying installation environments
- Below-counter valving reduces the faucet footprint and provides easier service
- Design-forward aesthetic for commercial bathroom spaces
- 0.5 gpm (1.9 lpm) maximum flow rate
- AA battery-powered; up to four-year battery life (approx. 105,000 cycles)
- On-demand usage with 30-second max. continual run cycle to prevent vandalism and save water
- Vandal-resistant aerated outlet
- 18" (457 mm) stainless steel braided flexible supply hose for easy installation
- 8-9/16" (217 mm) spout reach
- Complies with the Safe Drinking Water Act (SDWA)

Material

- Brass spout
- Cast brass valve

Installation

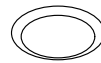
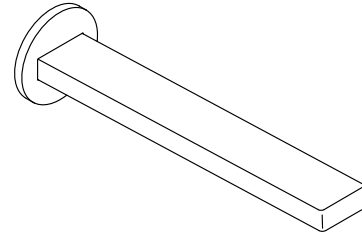
- Wall-mount

Recommended Products/Accessories

K-23726 Drain treatment

Included Components

K-7129-A Bathroom sink grid drain with overflow



Codes/Standards




ASME A112.18.1/CSA B125.1
NSF/ANSI/CAN 61
NSF/ANSI/CAN 372
DOE - Energy Policy Act 1992
California Energy Commission (CEC)
ADA
ICC/ANSI A117.1
CSA B651
OBC

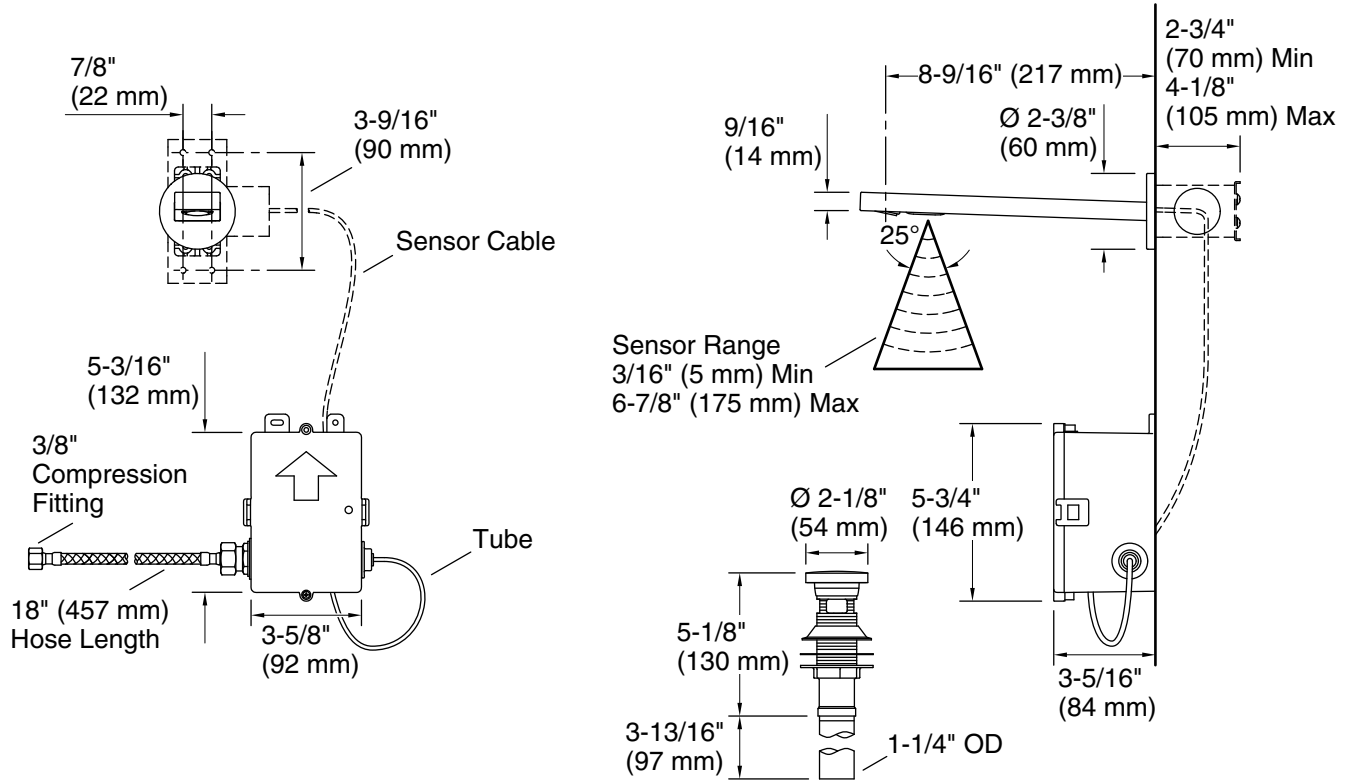
KOHLER® One-Year Limited Warranty

See website for detailed warranty information.

Available Colors/Finishes

Color tiles intended for reference only.

Color	Code	Description
	CP	Polished Chrome
	BN	Vibrant® Brushed Nickel
	BL	Matte Black



Technical Information

All product dimensions are nominal.

- Power source: Battery - DC, included
- Faucet flow rate: 0.5 gal/min (1.9 l/min)
- Drain included: Yes
- Spout:**
- Spout reach: 8-9/16" (217 mm)

Notes

- Install this product according to the installation instructions.
- ADA, OBC, CSA B651 compliant when installed to the specific requirements of these regulations.