

KALLISTA®

One™ by KALLISTA One Wall-Mount, Single-Control Sink Faucet P24412-00

Features

- A selection of products within this collection is in stock and ready to ship. Please visit kallista.com/resources/#ReadyToShip for the complete list of Ready-to-Ship products and finishes
- High-quality solid-brass construction for durability and reliability
- Two-hole installation
- Includes rough-in
- 1.2 gpm (4.5 lpm) maximum flow rate
- Spout reach is 8-5/16" (211 mm) minimum, 8-15/16" (227 mm) maximum
- Includes soft-touch drain
- Laminar flow

Recommended Products/Accessories

P74234-WO Under-mount Sink, Soft Rectangle with Overflow, Glazed
P34408-00 Toilet Paper Holder
P34410-00 Towel Ring
P34407-00 Disc Hook



ADA

CSA B651

OBC

Codes/Standards





ASME A112.18.1/CSA B125.1
NSF/ANSI/CAN 61
NSF/ANSI/CAN 372
DOE - Energy Policy Act 1992
EPA WaterSense®
California Energy Commission (CEC)
ADA
ICC/ANSI A117.1
CSA B651
OBC

KALLISTA® Five-Year Limited Warranty

See website for detailed warranty information.

Available Colors/Finishes

Color tiles intended for reference only.

Color	Code	Description
	CP	Polished Chrome
	GN	Gunmetal
	BL	Matte Black
	ULB	Unlacquered Brass

1-888-4-KALLISTA (1-888-452-5547)

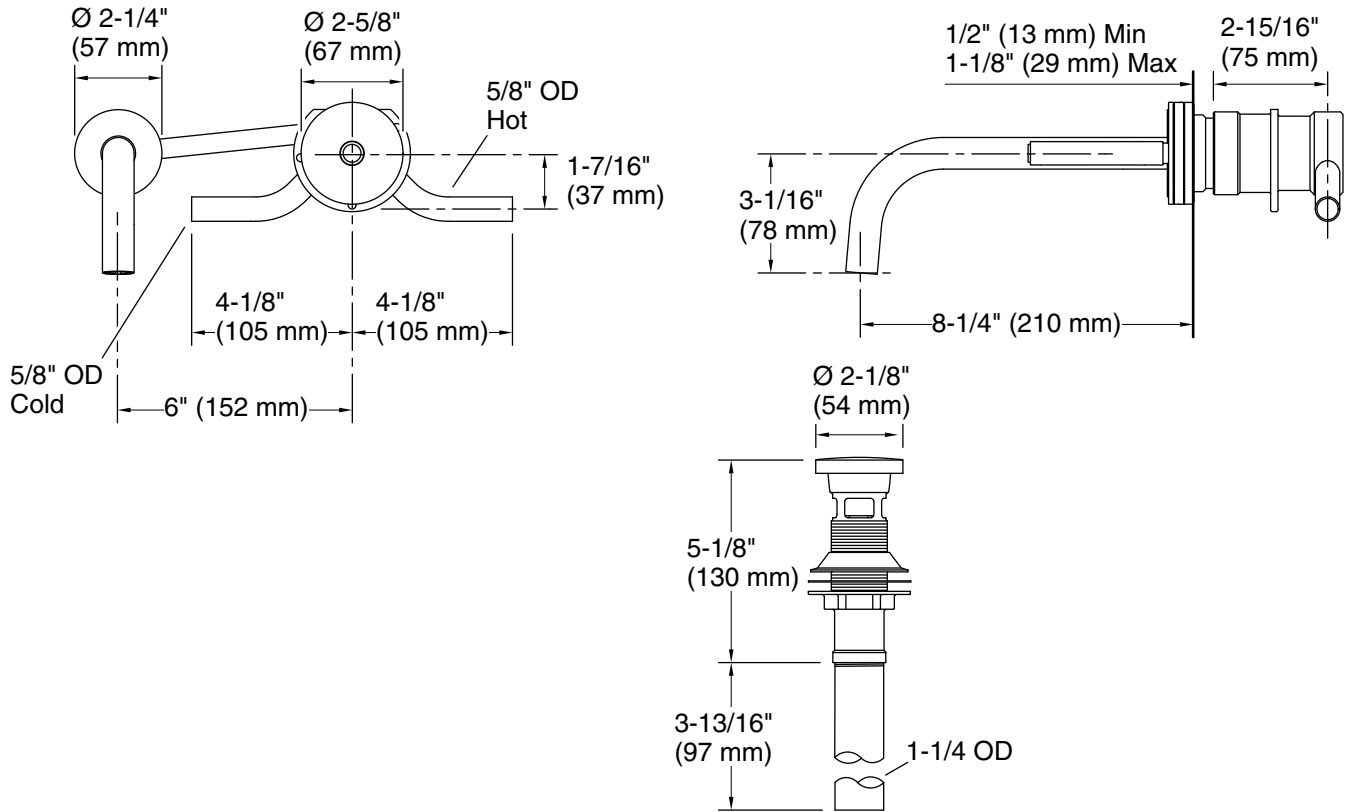
Kallista reserves the right to make revisions without notice to product specifications.

For the most current Specification Sheet, go to www.kallista.com.

5-8-2025 19:55 - US

KALLISTA

One™ by KALLISTA
One Wall-Mount, Single-Control Sink Faucet
P24412-00



Technical Information

All product dimensions are nominal.

Faucet flow rate: 1.2 gal/min (4.5 l/min)

Drain included: Yes

Drain with overflow: Yes

Spout:

Spout reach: $8\text{-}5/8"$ (219 mm)

Notes

ADA, OBC, CSA B651 compliant when installed to the specific requirements of these regulations.