



VITL

COMMERCIAL SURFACES



COMMERCIAL CATALOG | HEALTHCARE | Edition 1

CONTENTS

VITL HEALTHCARE	4	MARCELLO	48
ADELAIDE	6	MINKE	50
AEOLUS	8	NORRIS	52
ALLOY	10	OPTIX Floor & Wall	54
BASELINE Neutral	12	OPTIX Wall	56
BASELINE Bright	14	PENRHYN	58
BASELINE Mosaics	16	PICCADILLY	60
BUSHWICK	18	PORTLAND	62
CASCADE	20	REIGN	64
EARTHENWARE	22	REN	66
EVERETT	24	RIFT	68
FAIRBANKS	26	SCENIC	70
FONTANA	28	SERENITY	72
FOUNDATION Mosaics	30	SPOTLIGHT	74
FOUNDATION Blends & Patterns	32	SPOTLIGHT Gloss	76
GEMSTONE	34	STARLING	78
HAMPTON	36	TALLULAH	80
HOMER	38	TEMPO Neutrals	82
IBIZA	40	TEMPO Colors	84
IRELAND	42	TREMAINE	86
KAVALA	44	WATSON	88
LULWORTH	46	WOVEN	90

WELCOME TO VITL SURFACES

Where curated design solutions, expert guidance, and a seamless process come together to create extraordinary results. Our approach is fresh, forward-thinking, and confidently built to help you bring your design vision to life with clarity and purpose.



At VITL, delivering the perfect surface solution isn't just our job, it's our passion. It's the details that bring your space to life. The defining element that transforms a project from functional to unforgettable. We offer a comprehensive range of products including tile, luxury vinyl tile (LVT), quartz, and a full range of setting materials, making VITL your single source for complete project solutions. From floor to wall to countertop, we bring design continuity, performance, and simplicity to every part of your project.

We don't simply distribute products, we curate them with commercial segments in mind. Our collections are hand-selected by our team of experts who understand what exceptional design requires and what commercial performance demands. Proven winners in both style and durability, every selection is chosen with intention for its quality, character, and ability to define a space.

As one of the leading surface distributors in the country, we partner with designers, specifiers, contractors, and project managers who are shaping the future of commercial design. Our knowledgeable team supports you at every stage from early concept to final installation offering expert guidance, design insight, and innovative tools that make sampling, sourcing, and ordering seamless.

VITL Surfaces offers a national reach with operational support from Artivo Surfaces, at a scale to deliver anywhere in the country on time and on budget. From boutique build-outs to national rollouts, we're your trusted partner for projects of every size.

VITL HEALTHCARE

Our commercial grade surface solutions are built for the demands of healthcare spaces, offering durability, hygiene, and safety in every design.

Our Healthcare selections feature non-porous, easy-to-clean surfaces that resist bacteria, stains, and withstand heavy traffic and equipment. Available in a variety of sizes for use on floors, walls, and other surfaces, they offer design flexibility across your entire facility. Slip-resistant finishes enhance safety, while calming colors and natural textures help create healing environments. Many options also support LEED and WELL standards, making them a smart, sustainable choice for any healthcare project.



BENEFITS



CLEAN & COMFORTING
Thoughtful design to transform spaces into true havens of care and wellness.



DURABLE
Built to handle high traffic while maintaining a refined look.



SLIP RESISTANT
Safe flooring options that meet DCOF recommendations for public spaces.




LOW MAINTENANCE
Easy to clean and hygienic.



ADELAIDE


FLOOR & WALL | GLAZED PORCELAIN & UNGLAZED THROUGH-BODY PORCELAIN | SOLID LOOK




White | VTL ADWH



White | 2x2
VTL ADWH MOS22N




Cream | VTL ADCR




Cream | 2x2
VTL ADCR MOS22N




Light Gray | VTL ADLG



Light Gray | 2x2
VTL ADLG MOS22N




Dark Gray | VTL ADDG



Dark Gray | 2x2
VTL ADDG MOS22N



Black | VTL ADBL



Black | 2x2
VTL ADBL MOS22N

SIZE	FINISH
24" x 48" x 9.5mm Rectified Glazed	Matte Polished
24" x 24" x 9mm Rectified Glazed	Matte Polished
24" x 24" x 9mm Rectified Unglazed	Matte
24" x 24" x 8.5mm Rectified Glazed	Polished
12" x 24" x 9mm Rectified Glazed	Matte Polished
12" x 24" x 9mm Rectified Unglazed	Matte
12" x 24" x 8.5mm Rectified Glazed	Polished
12" x 12" x 9mm Rectified Unglazed	Matte
12" x 12" x 8.5mm Rectified Glazed	Polished

NOTE: Glazed Porcelain is available in White only

MOSAICS & TRIM	FINISH
2" x 2" Mosaic	Matte
3" x 24" Bullnose	Matte Polished

TECHNICAL INFORMATION

Made in India
Ready Ship
V1 Uniform Appearance
DCOF ≥ 0.42

PERFORMANCE CHARACTERISTICS

Finish	Matte	Polished
Breaking Strength	≥ 2200	≥ 2000
Chemical Resistance	N/A	N/A
DCOF	≥ 0.42	< 0.42
Deep Scratch Resistance	136	135
Frost Resistance	Resistant	Resistant
Mohs Hardness	6 - 9	6 - 9
Water Absorption	N/A	N/A
Certifications	N/A	N/A

TILE APPLICATION

AREA	WALL	FLOOR
Residential	•	•
Commercial	•	•
Heavy Commercial	•	
Exterior		

** Not defined by ANSI Standards

COMMON SEGMENTS

Corporate	Education	Healthcare
Retail	Senior Living	

RECOMMENDED GROUT JOINT

Rectified	1/8"
Non-Rectified	3/16"

*Not all sizes/trims are available in all colors and finishes, scan QR code for product details.




ADELAIDE | Black and White 12x12, Black 2x2 Mosaic and White 12x24



AEOLUS

FLOOR & WALL | EXTERIOR WALL | COLOR-BODY PORCELAIN | LIMESTONE LOOK



White | VTL ALWH

White | 2x2
VTL ALWH MOS22

Beige Mix | Arabesque
VTL ALBM ARABESQ

Beige Mix | Leaf
VTL ALBM LEAF

Beige Mix | Wave
VTL ALBM WAVE

Beige | VTL ALBG

Beige | 2x2
VTL ALBG MOS22

Light Gray | VTL ALLG

Light Gray | 2x2
VTL ALLG MOS22

Gray Mix | Arabesque
VTL ALGM ARABESQ

Gray Mix | Leaf
VTL ALGM LEAF

Gray Mix | Wave
VTL ALGM WAVE

Dark Gray | VTL ALDG

Dark Gray | 2x2
VTL ALDG MOS22

TECHNICAL INFORMATION

	Made in USA
	Ready Ship
	DCOF ≥ 0.42
	Greenguard

PERFORMANCE CHARACTERISTICS

Breaking Strength	$\geq 300 - \geq 400$ lbf
Chemical Resistance	Resistant
DCOF	≥ 0.42
Deep Scratch Resistance	N/A
Frost Resistance	Resistant
Mohs Hardness	N/A
Water Absorption	$\leq 0.4\%$
Certifications	Greenguard

TILE APPLICATION

AREA	WALL	FLOOR
Residential	•	•
Commercial	•	•
Heavy Commercial	•	
Exterior	•	

** Not defined by ANSI Standards

COMMON SEGMENTS

Healthcare	Multi-Family	Residential
Retail	Senior Living	

RECOMMENDED GROUT JOINT

Rectified	1/8"
Non-Rectified	3/16"

* Not all sizes/trims are available in all colors and finishes, scan QR code for product details.





ALLOY

FLOOR & WALL | GLAZED COLOR-BODY PORCELAIN | METAL LOOK



White | VTL AYWH




White | 2x2
VTL AYWH MOS22




White | Peacock
VTL AYWH PEACOCK



Beige | VTL AYBE




Beige | 2x2
VTL AYBE MOS22




Beige | Peacock
VTL AYBE PEACOCK



Taupe | VTL AYTA




Taupe | 2x2
VTL AYTA MOS22




Taupe | Peacock
VTL AYTA PEACOCK



Black | VTL AYBK



Black | 2x2
VTL AYBK MOS22



Black | Peacock
VTL AYBK PEACOCK

SIZE FINISH

24" x 48" x 9mm Rectified	Matte
12" x 24" x 9mm	Matte

MOSAICS & TRIM FINISH

12" x 13" Peacock Mosaic	Matte
2" x 2" Mosaic	Matte
3" x 24" Bullnose	Matte
6" x 12" Covebase	Matte

TECHNICAL INFORMATION

	Made in USA
	Stock Ready Ship
	V2 Slight Variation
	DCOF ≥ 0.42

PERFORMANCE CHARACTERISTICS

Breaking Strength	≥ 350 lbf
Chemical Resistance	Unaffected
DCOF	> 0.42
Deep Scratch Resistance	N/A
Frost Resistance	Resistant
Mohs Hardness	N/A
Water Absorption	$\leq 0.5\%$
Certifications	N/A

TILE APPLICATION

AREA	WALL	FLOOR
Residential	•	•
Commercial	•	•
Heavy Commercial	•	
Exterior		

** Not defined by ANSI Standards

COMMON SEGMENTS

Corporate	Healthcare	Hospitality
Restaurant	Senior Living	

RECOMMENDED GROUT JOINT

Rectified	1/8"
Non-Rectified	3/16"

* Not all sizes/trims are available in all colors and finishes, scan QR code for product details.




ALLOY | Beige 12x24 and White Peacock Mosaic



BASELINE | Ivory Gloss 2x8

BASELINE | Neutral

WALL | GLAZED CERAMIC | SOLID LOOK



SIZE*	FINISH
8" x 24" x 9.3mm	Gloss Matte
6" x 6" x 7.9mm	Gloss Matte
4" x 16" x 9.3mm	Gloss Matte
4" x 12" x 7.9mm	Gloss Matte
4" x 4" x 7.9mm	Gloss Matte
3" x 6" x 7.9mm	Gloss Matte
2" x 8" x 7.9mm	Gloss Matte

MOSAICS & TRIM*	FINISH
6" x 6" Sanitary Cove Base	Gloss Matte
6" x 6" Sanitary Cove Base Corner Left Right	Gloss Matte
6" x 6" Flat Top Cove Base	Gloss Matte
6" x 6" Flat Top Cove Base Corner Left Right	Gloss Matte
4" x 6" Sanitary Cove Base	Gloss Matte
4" x 6" Sanitary Cove Base Corner Left Right	Gloss Matte
4" x 4" Surface Bullnose	Gloss Matte
4" x 4" Bullnose Corner	Gloss Matte
4" x 4" Flat Top Cove Base	Gloss Matte
4" x 4" Flat Top Cove Base Corner Left Right	Gloss Matte
3" x 6" Flat Top Cove Base	Gloss Matte
3" x 6" Surface Bullnose (6" Glazed Edge)	Gloss Matte
3" x 6" Flat Top Cove Base Corner Left Right	Gloss Matte
2" x 6" Radius Bullnose	Gloss Matte
2" x 6" Surface Bullnose (6" Glazed Edge)	Gloss Matte
2" x 2" Radius Bullnose Corner	Gloss Matte
2" x 2" Surface Bullnose Corner	Gloss Matte
1/2" x 12" Jolly	Gloss Matte
3/4" x 6" Quarter Round	Gloss Matte
1" x 6" Quarter Round Corner	Gloss Matte

TECHNICAL INFORMATION

- Made in Mexico
- Stock | Ready Ship
- V1 Uniform Appearance

PERFORMANCE CHARACTERISTICS

Breaking Strength	120-230 lbs
Chemical Resistance	Resistant
DCOF	N/A
Deep Scratch Resistance	N/A
Frost Resistance	N/A
Mohs Hardness	4-6
Water Absorption	<20.0
Certifications	N/A

TILE APPLICATION

AREA	WALL	FLOOR
Residential	•	
Commercial	•	
Heavy Commercial	•	
Exterior		

** Not defined by ANSI Standards

* Not all sizes/trims are available in all colors and finishes, scan QR code for product details.

COMMON SEGMENTS

Corporate	Education	Healthcare
Hospitality	Multi-Family	

RECOMMENDED GROUT JOINT

Rectified	1/8"
Non-Rectified	3/16"





BASELINE | Ice Gloss and Azure Gloss 3x6

BASELINE | Bright

WALL | GLAZED CERAMIC | SOLID LOOK



SIZE*	FINISH
8" x 24" x 9.3mm	Gloss Matte
4" x 16" x 9.3mm	Gloss Matte
4" x 12" x 7.9mm	Gloss Matte
4" x 4" x 7.9mm	Gloss Matte
3" x 6" x 7.9mm	Gloss Matte
2" x 8" x 7.9mm	Gloss Matte

MOSAICS & TRIM	FINISH
1/2" x 12" Jolly	Gloss Matte

TECHNICAL INFORMATION

- Made in Mexico
- Stock | Ready Ship
- V1 Uniform Appearance

PERFORMANCE CHARACTERISTICS

Breaking Strength	120-230 lbs
Chemical Resistance	Resistant
DCOF	N/A
Deep Scratch Resistance	N/A
Frost Resistance	N/A
Mohs Hardness	4-6
Water Absorption	<20.0
Certifications	N/A

TILE APPLICATION

AREA	WALL	FLOOR
Residential	•	
Commercial	•	
Heavy Commercial	•	
Exterior		

** Not defined by ANSI Standards

* Not all sizes/trims are available in all colors and finishes, scan QR code for product details.

COMMON SEGMENTS

Corporate	Education	Healthcare
Hospitality	Multi-Family	


RECOMMENDED GROUT JOINT

Rectified	1/8"
Non-Rectified	3/16"



BASELINE | Mosaics

FLOOR & WALL | GLAZED CERAMIC | SOLID LOOK



BASELINE | Bianco/Black 1.5\"/>

SIZE*	FINISH
2" x 3" x 6.35mm Diamond Mosaic	Gloss Matte
2" x 3" x 6.35mm Geo Mosaic	Matte
2" x 2" x 6.35mm Mosaic	Gloss Matte
1.5" x 1.5" x 6.35mm Hexagon Mosaic	Gloss Matte
1" x 3" x 6.35mm Basketweave Mosaic	Matte
1" x 14" x 6.35mm Penny Round Mosaic	Gloss Matte

MOSAICS & TRIM	FINISH
1/2" x 12" Jolly	Gloss Matte

TECHNICAL INFORMATION

- Made in Mexico
- Stock | Ready Ship
- DCOF ≥0.42 (Matte only)
- V1 Uniform Appearance

PERFORMANCE CHARACTERISTICS

	Gloss	Matte
Finish	Gloss	Matte
Breaking Strength	>250 lbs	>250 lbs
Chemical Resistance	Resistant	Resistant
DCOF	N/A	> 0.42
Deep Scratch Resistance	N/A	N/A
Frost Resistance	N/A	N/A
Mohs Hardness	4 - 6	8
Water Absorption	<3.0%	<3.0%
Certifications	N/A	N/A

TILE APPLICATION

AREA	WALL	FLOOR
Residential	•	•
Commercial	•	•
Heavy Commercial	•	
Exterior		

** Not defined by ANSI Standards

COMMON SEGMENTS

Corporate	Education	Healthcare
Hospitality	Multi-Family	

RECOMMENDED GROUT JOINT


Rectified	1/8"
Non-Rectified	3/16"

* Not all sizes/trims are available in all colors and finishes, scan QR code for product details.



BUSHWICK

FLOOR & WALL | EXTERIOR WALL | PORCELAIN | CONCRETE LOOK



BUSHWICK | Brown 24x24 and Taupe/White Decoro A and B

TECHNICAL INFORMATION

- Made in Italy
- Import
- V2 Slight Variation
- DCOF ≥ 0.42

PERFORMANCE CHARACTERISTICS

Finish	Bush-Hammered	Matte	Satin Semi-Matte
Breaking Strength	1350 N	2200 N	2200 N
Chemical Resistance	UA-ULA-UHA	UA-ULA-UHA	UA-ULA-ULB-UHA-UHB
DCOF	> 0.42	> 0.42	> 0.42
Deep Scratch Resistance	140mm ³	140mm ³	140mm ³
Frost Resistance	Resistant	Resistant	Resistant
Mohs Hardness	N/A	N/A	N/A
Water Absorption	0.0008	0.0008	0.0008
Certifications	N/A	N/A	N/A

TILE APPLICATION

AREA	WALL	FLOOR
Residential	•	•
Commercial	•	•
Heavy Commercial	•	•
Exterior	•	

** Not defined by ANSI Standards

COMMON SEGMENTS

Healthcare	Senior Living
------------	---------------

SIZE

64" x 128" x 6mm Slab Rectified	Matte
64" x 64" x 6mm Slab Rectified	Matte
48" x 112" x 6mm Slab Rectified	Matte
48" x 96" x 6mm Slab Rectified	Matte
48" x 96" x 6mm Slab R+PTV Rect.	Bush-Hammered
48" x 48" 6mm Slab Rectified	Matte
48" x 48" x 6mm Slab R+PTV Rect.	Bush-Hammered
32" x 32" x 6mm Rectified	Matte
32" x 32" x 9mm Rectified	Matte Satin/Semi-Matte
24" x 48" x 6mm Rectified	Matte
24" x 48" x 9mm Rectified	Matte Satin/Semi-Matte
24" x 24" x 20mm Rectified	Bush-Hammered
24" x 24" x 9mm Rectified	Matte Satin/Semi-Matte
12" x 24" x 9mm Rectified	Bush-Hammered
12" x 24" x 9mm Rectified	Matte Satin/Semi-Matte

FINISH

MOSAICS & TRIM

MOSAICS & TRIM	FINISH
3" x 6" Mosaic	Matte
3" x 3" Mosaic	Matte
1" x 1" Mosaic	Matte
1/2" x 1" Mosaic	Matte
12" x 12" Decoro A	Satin/Semi-Matte
12" x 12" Decoro B	Satin/Semi-Matte
6" x 24" Listello Mix 3D	Satin/Semi-Matte
2" x 32" Bullnose	Matte
2" x 24" Bullnose	Matte Satin/Semi-Matte
13" x 47" Gradino	Matte Satin/Semi-Matte
13" x 47" Angolo Gradino	Matte Satin/Semi-Matte
13" x 47" Angolo Gradino Left Right	Matte Satin/Semi-Matte
12" x 12" Decoro A & B Soft Rectified	Satin/Semi-Matte
6" x 24" Elemento Elle	Bush-Hammered
6" x 24" Listello Mix 3D Deco Soft	Satin/Semi-Matte

RECOMMENDED GROUT JOINT

Rectified 1/8"	Non-Rectified 3/16"
------------------	-----------------------


* Not all sizes/trims are available in all colors and finishes, scan QR code for product details.





CASCADE

FLOOR & WALL | EXTERIOR WALL | GLAZED COLOR-BODY PORCELAIN | TRAVERTINE LOOK



White | VTL CCWH

White | 2x2
VTL CCWH MOS22

White | 1x4 Herringbone
VTL CCWH HERRING

Beige | VTL CCBE

Beige | 2x2
VTL CCBE MOS22

Beige | 1x4 Herringbone
VTL CCBE HERRING

Taupe | VTL CCTA

Taupe | 2x2
VTL CCTA MOS22

Taupe | 1x4 Herringbone
VTL CCTA HERRING

Black | VTL CCBL

Black | 2x2
VTL CCBL MOS22

Black | 1x4 Herringbone
VTL CCBL HERRING

CASCADE | Beige 12x24

SIZE	FINISH
12" x 24" x 9mm Rectified	Matte
6" x 24" x 9mm Rectified	Matte

MOSAICS & TRIM	FINISH
2" x 2" Mosaic	Matte
1" x 4" Herringbone Mosaic	Matte
3" x 24" Bullnose Rectified	Matte
6" x 12" Covebase	Matte

TECHNICAL INFORMATION

 Made in USA
 Stock Ready Ship
 V2 Slight Variation
 DCOF ≥ 0.42

PERFORMANCE CHARACTERISTICS

Breaking Strength	≥ 400 lbs
Chemical Resistance	Resistant
DCOF	> 0.42
Deep Scratch Resistance	N/A
Frost Resistance	Resistant
Mohs Hardness	N/A
Water Absorption	$\leq 0.5\%$
Certifications	N/A

TILE APPLICATION

AREA	WALL	FLOOR
Residential	•	•
Commercial	•	•
Heavy Commercial	•	
Exterior	•	

** Not defined by ANSI Standards

* Not all sizes/trims are available in all colors and finishes, scan QR code for product details.

COMMON SEGMENTS

Corporate	Education	Healthcare
Hospitality	Multi-Family	

RECOMMENDED GROUT JOINT


Rectified	1/8"
Non-Rectified	3/16"





EARTHENWARE


FLOOR & WALL | EXTERIOR WALL | PORCELAIN | LIMESTONE LOOK




Cirrus | VTL EWCI




Cirrus | 2x2
VTL EWCI MOS22



Cirrus | Split Hex
VTL EWCI SPLITHEX




Cumulus | VTL EWCU




Cumulus | 2x2
VTL EWCU MOS22




Cumulus | Split Hex
VTL EWCU SPLITHEX




Stratus | VTL EWST




Stratus | 2x2
VTL EWST MOS22




Stratus | Split Hex
VTL EWST SPLITHEX



Nimbus | VTL EWNI



Nimbus | 2x2
VTL EWNI MOS22



Nimbus | Split Hex
VTL EWNI SPLITHEX

SIZE FINISH

24" x 48" x 9mm Rectified

Matte

12" x 24" x 9mm

Matte

MOSAICS & TRIM FINISH

2" x 2" Mosaic

Matte

9" x 10" Split Hex Mosaic

Matte

3" x 24" Bullnose

Matte

6" x 12" Cove Base

Matte

TECHNICAL INFORMATION



Made in USA



Stock | Ready Ship



V3 Moderate Variation



DCOF ≥0.42



Greenguard | VOC Free | HPD | EPD

PERFORMANCE CHARACTERISTICS

Breaking Strength ≥350lbf

Chemical Resistance Resistant

DCOF ≥0.42

Deep Scratch Resistance N/A

Frost Resistance Resistant

Mohs Hardness N/A

Water Absorption ≤0.5%

Certifications Greenguard | VOC Free | HPD | EPD

TILE APPLICATION

AREA WALL FLOOR

Residential • •

Commercial • •

Heavy Commercial •

Exterior •

** Not defined by ANSI Standards

*Not all sizes/trims are available in all colors and finishes, scan QR code for product details.

COMMON SEGMENTS

Corporate Government Healthcare

Multi-Family Senior Living

RECOMMENDED GROUT JOINT

Rectified 1/8"

Non-Rectified 3/16"



EARTHENWARE | Cumulus 24x48



EVERETT

FLOOR & WALL | EXTERIOR WALL | GLAZED COLOR-BODY PORCELAIN | CONCRETE LOOK




White | VTL EVWH




White | 2x2
VTL EVWH MOS22



Beige | VTL EVBE



Beige | 2x2
VTL EVBE MOS22



Light Gray | VTL EVLG



Light Gray | 2x2
VTL EVLG MOS22



Dark Gray | VTL EVDG



Dark Gray | 2x2
VTL EVDG MOS22

SIZE FINISH

24" x 47" x 9mm Rectified

Matte

24" x 24" x 9mm Rectified

Matte

12" x 24" x 9mm Rectified

Matte

6" x 24" x 9mm Rectified

Matte

MOSAICS & TRIM FINISH

12" x 12" Decorative

Matte

2" x 2" Mosaic

Matte

3" x 24" Bullnose Rectified

Matte

6" x 12" Covebase Rectified

Matte

TECHNICAL INFORMATION



Made in USA



Stock | Import



V2 Slight Variation



DCOF ≥0.42



HPD | LEED

PERFORMANCE CHARACTERISTICS

Breaking Strength ≥ 400 lbs

Chemical Resistance Resistant

DCOF > 0.42

Deep Scratch Resistance N/A

Frost Resistance Resistant

Mohs Hardness N/A

Water Absorption ≤ 0.5%

Certifications HPD | LEED

TILE APPLICATION

AREA WALL FLOOR

Residential • •

Commercial • •

Heavy Commercial •

Exterior •

** Not defined by ANSI Standards

* Not all sizes/trims are available in all colors and finishes, scan QR code for product details.

COMMON SEGMENTS

Corporate Education Healthcare

Multi-Family Residential

RECOMMENDED GROUT JOINT

Rectified 1/8"

Non-Rectified 3/16"




EVERETT | Light Gray 12x24




FAIRBANKS | Brown 24x24 and Tallulah Snow 16x32 Whittle

FAIRBANKS


INTERIOR AND EXTERIOR FLOOR & WALL | PORCELAIN | SLATE LOOK



White | VTL FRWH



Beige | VTL FRBG



Light Gray | VTL FRLG



White | 2x2
VTL FRWH MOS22



White | Brick
VTL FRWH BRICK



Beige | 2x2
VTL FRBG MOS22



Beige | Brick
VTL FRBG BRICK



Light Gray | 2x2
VTL FRLG MOS22



Light Gray | Brick
VTL FRLG BRICK



Brown | VTL FRBW



Dark Gray | VTL FRDG



Brown | 2x2
VTL FRBW MOS22



Brown | Brick
VTL FRBW BRICK



Dark Gray | 2x2
VTL FRDG MOS22



Dark Gray | Brick
VTL FRDG BRICK

SIZE	FINISH
24" x 47" x 9mm Rectified	Matte
24" x 47" x 9mm Grip Rectified	Bush-Hammered
24" x 47" x 20mm Textured Rectified	Bush-Hammered
24" x 36" x 20mm Textured Rectified	Bush-Hammered
32" x 32" x 20mm Textured Rectified	Bush-Hammered
24" x 24" x 9mm Rectified	Matte
24" x 24" x 20mm Textured Rectified	Bush-Hammered
16" x 24" x 9mm Rectified	Matte
12" x 24" x 9mm Rectified	Matte
12" x 24" x 8mm Out	Bush-Hammered
8" x 24" x 9mm Rectified	Matte
4" x 24" x 9mm Rectified	Matte
Kit Module 1 Textured Rectified 20mm	Bush-Hammered
Kit Module 2 Textured Rectified 20mm	Bush-Hammered
Kit Module 3 Textured Rectified 20mm	Bush-Hammered
Kit Module 4 Textured Rectified 20mm	Bush-Hammered

MOSAICS & TRIM	FINISH
12" x 16" Brick Mosaic	Matte
2" x 2" Mosaic	Matte
3" x 24" Bullnose	Matte
13" x 47" Scalino	Matte
13" x 47" Scalino Grip	Bush-Hammered
13" x 24" Scalino	Matte
13" x 13" Scalino Angolare	Matte
6" x 12" Elemento L Out	Bush-Hammered

TECHNICAL INFORMATION

	Made in Italy
	Stock Import
	V2 Slight Variation V3 Moderate Variation
	DCOF ≥0.42
	ISO 9001 ISO 14001 ISO 45001

PERFORMANCE CHARACTERISTICS

Breaking Strength	≥1300N - ≥3000N
Chemical Resistance	Resistant
DCOF	> 0.42
Deep Scratch Resistance	≤ 145 mm ³
Frost Resistance	Resistant
Mohs Hardness	N/A
Water Absorption	≤ 0.1%
Certifications	LEED

TILE APPLICATION

AREA	WALL	FLOOR
Residential	•	•
Commercial	•	•
Heavy Commercial	•	
Exterior	•	•

** Not defined by ANSI Standards

* Not all sizes/trims are available in all colors and finishes, scan QR code for product details.

COMMON SEGMENTS

Healthcare	Senior Living	Multi-Family
Religious	Residential	

RECOMMENDED GROUT JOINT

Rectified	1/8"
Non-Rectified	3/16"





FONTANA | White 12x24 and Fluted

FONTANA

FLOOR & WALL | COLOR-BODY PORCELAIN | TRAVERTINE LOOK



White | VTL FNWH



White | Fluted
VTL FNWH FLUTE



White | 1x4
VTL FNWH MOS14



Taupe | VTL FNTA



Taupe | Fluted
VTL FNTA FLUTE



Taupe | 1x4
VTL FNTA MOS14



Gray | VTL FNGY



Gray | Fluted
VTL FNGY FLUTE



Gray | 1x4
VTL FNGY MOS14

SIZE

24" x 48" x 7.94mm

12" x 24" x 7.94mm

FINISH

Matte

Matte

MOSAICS & TRIM

1" x 4" Mosaic

12" x 24" Fluted Decorative

3" x 24" Bullnose

1" x 12" Jolly

FINISH

Matte

Matte

Matte

Matte

TECHNICAL INFORMATION



Made in USA



Ready Ship



V4 Substantial Variation



DCOF ≥0.42

PERFORMANCE CHARACTERISTICS

Breaking Strength > 275lbs

Chemical Resistance Resistant

DCOF > 0.42

Deep Scratch Resistance N/A

Frost Resistance N/A

Mohs Hardness 8

Water Absorption < 0.5%

Certifications N/A

TILE APPLICATION

AREA WALL FLOOR

Residential • •

Commercial • •

Heavy Commercial •

Exterior

** Not defined by ANSI Standards

* Not all sizes/trims are available in all colors and finishes, scan QR code for product details.

COMMON SEGMENTS

Healthcare Hospitality Multi-Family

Retail Senior Living

RECOMMENDED GROUT JOINT

Rectified 1/8"

Non-Rectified 3/16"



FOUNDATION | Mosaics

FLOOR & WALL | UNGLAZED & UNGLAZED THROUGH-BODY PORCELAIN | SOLID LOOK

COLORS

Ice VTL FOIC	Lace Speckled VTL FOSL	Linen VTL FOLI	Linen Speckled VTL FOLK	Dune VTL FODU	Buff VTL FOBF	Buff Speckled VTL FOBK	Enlightened VTL FOEN	Granite Speckled VTL FOGN	Neutral VTL FONT
Stern VTL FOSN	Smoke VTL FOSM	Smoke Speckled VTL FOSK	Storm VTL FOSR	Storm Speckled VTL FOTK	Shadow VTL FOSH	Black VTL FOBL	Sage VTL FOSG	Ardor VTL FOAD	Regal VTL FORG
Renew VTL FORN	Crisp VTL FOCR	Turquoise VTL FOTU	Ocean VTL FOOC	Sky VTL FOSY	Blue VTL FOBU	Blue Speckled VTL FOBS	Sea VTL FOSE	Indigo VTL FOIN	Indigo Speckled VTL FOIK
				<p>All colors are available in 1x1 and 2x2 size and can be ordered in patterns and blends on a made to order basis. All other sizes are available in select colors and can be ordered in patterns and blends on a made to order basis. Visit our website or contact your local VITL sales representative for complete product information.</p>					
Red VTL FORE	Orange VTL FOOR	Yellow VTL FOYE	Pear VTL FOPE						

SIZES

2" x 2" Mosaic	2" Hexagon Mosaic	1" x 1" Mosaic	1" Hexagon Mosaic	1" Penny Round Mosaic



FOUNDATION | Blue, Ice and Orange 1x1 Mosaic

SIZE	FINISH
2" x 2" x 6.35mm Mosaic	Matte
2" x 2" x 6.35mm Hexagon Mosaic	Matte
1" x 1" x 6.35mm Mosaic	Matte
1" x 1" x 6.35mm Hexagon Mosaic	Matte
1" x 1" x 6.35mm Penny Round Mosaic	Matte

MOSAICS & TRIM	FINISH
2" x 2" Bullnose	Matte
2" x 2" Bullnose In & Out Corner	Matte
2" x 2" Cove Base	Matte
2" x 2" Universal Cove Base Corner	Matte
2" x 2" Wrap-Around Bullnose Stretcher Cap	Matte
2" x 2" Wrap-Around Bullnose Out Corner	Matte
1" x 2" Left & Right Cove Base Corner	Matte
1" x 2" Pool Nosing	Matte
1" x 1" Bullnose	Matte
1" x 1" Bullnose Corner	Matte
1" x 1" Cove Base	Matte
1" x 1" Cove Base In Corner Square	Matte
1" x 1" Cove Base In Corner Round	Matte
1" x 1" Wrap-Around Bullnose Stretcher Cap	Matte
6" x 8" Square Top Built Up Cove Base	Matte
6" x 8" Round Top Built Up Cove Base	Matte
5" x 8" Round Top Built Up Cove Base	Matte

TECHNICAL INFORMATION

	Made in USA
	Stock Ready Ship
	DCOF ≥0.42
	V2 Slight Variation
	V4 Substantial Variation

PERFORMANCE CHARACTERISTICS

Breaking Strength	>300 lbs
Chemical Resistance	Resistant
DCOF	> 0.42
Deep Scratch Resistance	N/A
Frost Resistance	N/A
Mohs Hardness	7 - 8
Water Absorption	<0.5
Certifications	N/A

TILE APPLICATION

AREA	WALL	FLOOR
Residential	•	•
Commercial	•	•
Heavy Commercial	•	•
Exterior		

** Not defined by ANSI Standards

COMMON SEGMENTS

Corporate	Education
Healthcare	Hospitality

RECOMMENDED GROUT JOINT

Rectified	1/8"
Non-Rectified	3/16"

* Not all sizes/trims are available in all colors and finishes, scan QR code for product details.




FOUNDATION | Blends & Patterns

FLOOR & WALL | UNGLAZED THROUGH-BODY PORCELAIN | SOLID LOOK


BLENDS



Unity Blend | VTL FOUN
Ice | Linen | Enlightened




Alabaster Blend | VTL FOAL
Linen | Buff | Stern



Steadfast Blend | VTL FOSF
Smoke | Smoke Speckled | Enlightened




Fossil Blend | VTL FOFO
Ice | Shadow | Storm | Smoke




Assured Black Blend | VTL FOAS
Storm Speckled | Black | Shadow




Dreamy Blend | VTL FODR
Renew | Ocean | Turquoise



Ideal Blend | VTL FOID
Crisp | Indigo | Ice




Calm Blend | VTL FOCL
Sky | Neutral | Indigo




Delight Blend | VTL FODE
Blue | Blue Speckled


PATTERNS




1" Honeycomb | Black & White
VTL FOBW HONEY
38% Smoke & 62% White




Honeycomb | Smoke & White
VTL FOSW HONEY
38% Black & 62% White




1" Hex | Gradient Blend
VTL FOGD HEX
38% White, 34% Smoke, 28% Black




1" Hex | Smoke & White
VTL FOSW HEX
50% Smoke & 50% White




1" Diamond Hex | Gradient Blend
VTL FOGD DIAHEX
45% White, 22% Smoke, 33% Black




2" Hex | Black & White
VTL FOBW HEX2
13% Black & 87% White




1" Hex | Black & White
VTL FOBW HEX
13% Black & 87% White




1" Penny Round | Black & White
VTL FOBW PENNY
7% Black & 93% White




1" Floral Penny Round Black & White
VTL FOBW FLORAL
17% Black & 83% White



1" Diamond Penny Round | Black & White
VTL FOBW DIARND
53% Black & 47% White



Windmill Black & White
VTL FOBW WIND
89% White & 11% Black



Windmill Linen & Black
VTL FOLB WIND
89% Linen & 11% Black



FOUNDATION | Gradient Blend 1" Hexagon Mosaic

BLENDS

1" x 1" x 6.35mm Mosaic

FINISH

Matte

PATTERNS

2" x 2" x 6.35mm Hexagon Mosaic

FINISH

Matte

1" x 1" x 6.35mm Honeycomb Mosaic

Matte

1" x 1" x 6.35mm Hexagon Mosaic

Matte

1" x 1" x 6.35mm Penny Round Mosaic

Matte

12" x 24" x 6.35mm Windmill Mosaic

Matte

TECHNICAL INFORMATION



Made in USA



Stock | Ready Ship



DCOF ≥0.42



V4 Substantial Variation

PERFORMANCE CHARACTERISTICS

Breaking Strength >300 lbs

Chemical Resistance Resistant

DCOF > 0.42

Deep Scratch Resistance N/A

Frost Resistance N/A

Mohs Hardness 7 - 8

Water Absorption <0.5

Certifications N/A

TILE APPLICATION

AREA WALL FLOOR

Residential • •

Commercial • •

Heavy Commercial • •

Exterior • •

** Not defined by ANSI Standards

* Not all sizes/trims are available in all colors and finishes, scan QR code for product details.

COMMON SEGMENTS

Corporate Education

Healthcare Hospitality

RECOMMENDED GROUT JOINT


Rectified 1/8"

Non-Rectified 3/16"



GEMSTONE

WALL ONLY | GLAZED CERAMIC | SOLID LOOK



SIZE	FINISH
6" x 7" x 9mm Hexagon	Gloss
3" x 12" x 9mm	

MOSAICS & TRIM	FINISH
1" x 12" Quarter Round	Gloss



TECHNICAL INFORMATION

- Made in Vietnam
- Stock | Ready Ship
- V2 Slight Variation

PERFORMANCE CHARACTERISTICS

Breaking Strength	> 240lbf
Chemical Resistance	B
DCOF	N/A
Deep Scratch Resistance	N/A
Frost Resistance	Not Resistant
Mohs Hardness	2
Water Absorption	10-18%
Certifications	N/A

TILE APPLICATION

AREA	WALL	FLOOR
Residential	•	
Commercial	•	
Heavy Commercial	•	
Exterior		

** Not defined by ANSI Standards

COMMON SEGMENTS

Corporate	Education	Healthcare
Multi-Family	Residential	

RECOMMENDED GROUT JOINT

Rectified	1/8"
Non-Rectified	3/16"





HAMPTON | Jacobean 8x40 Chevron

HAMPTON

FLOOR & WALL | EXTERIOR WALL | GLAZED COLOR-BODY PORCELAIN | WOOD LOOK



White Wash | VTL HPWW



White Wash | VTL HPWW CHEVRONR



Weathered Grey | VTL HPWG



Weathered Grey | VTL HPWG CHEVRONR




Sun Bleached | VTL HPSB



Sun Bleached | VTL HPSB CHEVRONR



Jacobean | VTL HPJA



Jacobean | VTL HPJA CHEVRONR

SIZE

8" x 40" x 9mm Rectified

8" x 40" x 9mm Chevron Rectified

FINISH

Matte

Matte

MOSAICS & TRIM

3" x 20" Bullnose Rectified

FINISH

Matte

TECHNICAL INFORMATION



Made in USA



Stock | Ready Ship



V2 Slight Variation



DCOF > 0.42



LEED | HPD

PERFORMANCE CHARACTERISTICS

Breaking Strength ≥ 400 lbs

Chemical Resistance Resistant

DCOF > 0.42

Deep Scratch Resistance N/A

Frost Resistance Resistant

Mohs Hardness 6

Water Absorption ≤ 0.5%

Certifications LEED | HPD

TILE APPLICATION

AREA	WALL	FLOOR
Residential	•	•
Commercial	•	•
Heavy Commercial	•	
Exterior	•	

** Not defined by ANSI Standards

*Not all sizes/trims are available in all colors and finishes, scan QR code for product details.

COMMON SEGMENTS

Corporate Healthcare Hospitality

Restaurant Senior Living

RECOMMENDED GROUT JOINT

Rectified 1/8"

Non-Rectified 3/16"






HOMER

FLOOR & WALL | EXTERIOR WALL | COLOR-BODY PORCELAIN | LIMESTONE LOOK



Piraeus | VTL HOPI



Piraeus | Stave
VTL HOPI MOSSTAVE




Piraeus | 3x8 Brick
VTL HOPI MOSBRICK



Piraeus | 2x2
VTL HOPI MOS22



Athens | VTL HOAT



Athens | Stave
VTL HOAT MOSSTAVE




Athens | 3x8 Brick
VTL HOAT MOSBRICK



Athens | 2x2
VTL HOAT MOS22



Rhodes | VTL HORH




Rhodes | Stave
VTL HORH MOSSTAVE



Rhodes | 3x8 Brick
VTL HORH MOSBRICK



Rhodes | 2x2
VTL HORH MOS22



Eretria | VTL HOER



Eretria | Stave
VTL HOER MOSSTAVE



Eretria | 3x8 Brick
VTL HOER MOSBRICK



Eretria | 2x2
VTL HOER MOS22

SIZE	FINISH
24" x 48" x 9mm Rectified	Matte
24" x 24" x 9mm Rectified	Matte
12" x 24" x 9mm Rectified	Matte
6" x 24" x 9mm Rectified	Matte

MOSAICS & TRIM	FINISH
2" x 24" Stave Mosaic	Matte
3" x 8" Brick Mosaic	Matte
2" x 2" Mosaic	Matte
3" x 24" Bullnose	Matte
6" x 12" Cove Base	Matte

TECHNICAL INFORMATION

	Made in USA
	Ready Ship
	V2 Slight Variation
	DCOF > 0.42

PERFORMANCE CHARACTERISTICS

Breaking Strength	≥ 400 lbs
Chemical Resistance	Resistant
DCOF	> 0.42
Deep Scratch Resistance	N/A
Frost Resistance	Resistant
Mohs Hardness	N/A
Water Absorption	≤ 0.5%
Certifications	N/A

TILE APPLICATION

AREA	WALL	FLOOR
Residential	•	•
Commercial	•	•
Heavy Commercial	•	
Exterior	•	

** Not defined by ANSI Standards

COMMON SEGMENTS

Corporate	Healthcare	Multi-Family
Residential	Senior Living	

RECOMMENDED GROUT JOINT

Rectified	1/8"
Non-Rectified	3/16"

*Not all sizes/trims are available in all colors and finishes, scan QR code for product details.





IBIZA | Beige 24x48

IBIZA


FLOOR & WALL | EXTERIOR WALL | PORCELAIN | QUARRY TERRACOTTA LOOK



White | VTL IZWH



White | 2x2
VTL IZWH MOS22



White | Diamond
VTL IZWH MOSDIAM



Beige | VTL IZBE



Beige | 2x2
VTL IZBE MOS22



Beige | Diamond
VTL IZBE MOSDIAM




Light Gray | VTL IZLG



Light Gray | 2x2
VTL IZLG MOS22



Light Gray | Diamond
VTL IZLG MOSDIAM



Dark Gray | VTL IZDG



Dark Gray | 2x2
VTL IZDG MOS22



Dark Gray | Diamond
VTL IZDG MOSDIAM

SIZE FINISH

24" x 48" x 9mm Rectified	Matte
12" x 24" x 9mm	Matte

MOSAICS & TRIM FINISH

2" x 2" Mosaic	Matte
10" x 12" Diamond Mosaic	Matte
3" x 24" Bullnose	Matte
6" x 12" Cove Base	Matte

TECHNICAL INFORMATION

	Made in USA
	Ready Ship
	V2 Slight Variation
	DCOF ≥ 0.42
	Greenguard VOC Free HPD EPD

PERFORMANCE CHARACTERISTICS

Breaking Strength	≥ 350 lbf
Chemical Resistance	Resistant
DCOF	≥ 0.42
Deep Scratch Resistance	N/A
Frost Resistance	Resistant
Mohs Hardness	N/A
Water Absorption	$\leq 0.5\%$
Certifications	Greenguard VOC Free HPD EPD

TILE APPLICATION

AREA	WALL	FLOOR
Residential	•	•
Commercial	•	•
Heavy Commercial	•	
Exterior	•	

** Not defined by ANSI Standards

COMMON SEGMENTS

Corporate	Education	Healthcare
Hospitality	Retail	

RECOMMENDED GROUT JOINT


Rectified	1/8"
Non-Rectified	3/16"

*Not all sizes/trims are available in all colors and finishes, scan QR code for product details.



IRELAND

FLOOR & WALL | GLAZED COLOR BODY & UNGLAZED THROUGH-BODY PORCELAIN | FABRIC LOOK



IRELAND | Tralee 24x48 and Midleton 6x7 Hex

SIZE	FINISH
24" x 48" x 9mm Rectified	Matte
12" x 24" x 9mm	Matte

MOSAICS & TRIM	FINISH
6" x 7" Hex Mosaic	Matte
2" x 2" Mosaic	Matte
1" x 6" Mosaic	Matte
1" x 4" Herringbone Mosaic	Matte
3" x 24" Bullnose	Matte
6" x 12" Cove Base	Matte

TECHNICAL INFORMATION

	Made in USA
	Stock Ready Ship
	V2 Slight Variation
	DCOF ≥ 0.42

PERFORMANCE CHARACTERISTICS

Breaking Strength	≥ 350 lbf
Chemical Resistance	Resistant
DCOF	> 0.42
Deep Scratch Resistance	N/A
Frost Resistance	Resistant
Mohs Hardness	N/A
Water Absorption	$\leq 0.5\%$
Certifications	N/A

TILE APPLICATION

AREA	WALL	FLOOR
Residential	•	•
Commercial	•	•
Heavy Commercial	•	•
Exterior		

** Not defined by ANSI Standards

COMMON SEGMENTS

Corporate	Education	Healthcare
Multi-Family	Residential	

RECOMMENDED GROUT JOINT

Rectified	1/8"
Non-Rectified	3/16"

* Not all sizes/trims are available in all colors and finishes, scan QR code for product details.





KAVALA

FLOOR & WALL | EXTERIOR WALL | COLOR-BODY PORCELAIN | TRAVERTINE LOOK



Pegasus | VTL KAPE



Pegasus | 2x2
VTL KAPE MOS22



Satyr | VTL KASA



Satyr | 2x2
VTL KASA MOS22



Minotaur | VTL KAMI



Minotaur | 2x2
VTL KAMI MOS22




Nemean | VTL KANE



Nemean | 2x2
VTL KANE MOS22



Gorgon | VTL KAGO



Gorgon | 2x2
VTL KAGO MOS22

SIZE	FINISH
12" x 24" x 8mm	Matte

MOSAICS & TRIM	FINISH
2" x 2" Mosaic	Matte
3" x 12" Bullnose	Matte
6" x 12" Cove Base	Matte

KAVALA | Satyr 12x24

TECHNICAL INFORMATION

 Made in USA
 Ready Ship
 V2 Slight Variation
 DCOF ≥ 0.42
 Greenguard Bureau Veritas NSF EPD

PERFORMANCE CHARACTERISTICS

Breaking Strength	≥ 300 lbf
Chemical Resistance	Resistant
DCOF	≥ 0.42
Deep Scratch Resistance	N/A
Frost Resistance	Resistant
Mohs Hardness	≥ 7
Water Absorption	$\leq 0.5\%$
Certifications	Greenguard Bureau Veritas NSF EPD

TILE APPLICATION

AREA	WALL	FLOOR
Residential	•	•
Commercial	•	•
Heavy Commercial	•	
Exterior	•	

** Not defined by ANSI Standards

*Not all sizes/trims are available in all colors and finishes, scan QR code for product details.

COMMON SEGMENTS

Corporate	Government	Healthcare
Multi-Family	Residential	


RECOMMENDED GROUT JOINT

Rectified	1/8"
Non-Rectified	3/16"



LULWORTH

FLOOR & WALL | EXTERIOR WALL | COLOR-BODY PORCELAIN | CONCRETE LOOK



LULWORTH | Wick 12x24 & Campden 24x48

SIZE	FINISH
24" x 48" x 9mm Rectified	Matte
12" x 24" x 9mm	Matte

MOSAICS & TRIM	FINISH
12" x 12" Rose Mosaic	Matte
11" x 11" Arch Mosaic	Matte
2" x 2" Mosaic	Matte
3" x 24" Bullnose	Matte
6" x 12" Cove Base	Matte

TECHNICAL INFORMATION

- Made in USA
- Ready Ship
- V2 Slight Variation
- DCOF > 0.42

PERFORMANCE CHARACTERISTICS

Breaking Strength	≥ 350 lbf
Chemical Resistance	Resistant
DCOF	≥ 0.42
Deep Scratch Resistance	N/A
Frost Resistance	Resistant
Mohs Hardness	N/A
Water Absorption	≤ 0.5%
Certifications	N/A

TILE APPLICATION

AREA	WALL	FLOOR
Residential	•	•
Commercial	•	•
Heavy Commercial	•	
Exterior	•	

** Not defined by ANSI Standards

COMMON SEGMENTS

Corporate	Education	Government
Healthcare	Senior Living	

RECOMMENDED GROUT JOINT

Rectified	1/8"
Non-Rectified	3/16"

* Not all sizes/trims are available in all colors and finishes, scan QR code for product details.





MARCELLO


FLOOR & WALL | EXTERIOR WALL | PORCELAIN | TERRAZZO LOOK




White | VTL MCWH



Speckled | VTL MCSP



Gray | VTL MCGR








Dark Gray | VTL MCDG

SIZE	FINISH
47" x 47" x 9mm Slab Rectified	Matte
24" x 24" x 9mm Rectified	Matte
12" x 24" x 9mm Rectified	Matte

MOSAICS & TRIM	FINISH
3" x 24" Bullnose Rectified	Matte
13" x 24" Step Tread	Matte
13" x 13" Step Tread Corner	Matte

TECHNICAL INFORMATION

	Made in Italy
	Import
	V1 Uniform Appearance
	DCOF ≥ 0.42
	LEED

PERFORMANCE CHARACTERISTICS

Breaking Strength	≥ 1300 N
Chemical Resistance	Resistant
DCOF	> 0.42
Deep Scratch Resistance	≤ 145 mm ³
Frost Resistance	Resistant
Mohs Hardness	N/A
Water Absorption	$\leq 0.1\%$
Certifications	LEED

TILE APPLICATION

AREA	WALL	FLOOR
Residential	•	•
Commercial	•	•
Heavy Commercial	•	
Exterior	•	

** Not defined by ANSI Standards

* Not all sizes/trims are available in all colors and finishes, scan QR code for product details.

COMMON SEGMENTS

Corporate	Education	Government
Healthcare	Senior Living	

RECOMMENDED GROUT JOINT


Rectified	1/8"
Non-Rectified	3/16"



MARCELLO | Gray 24x24 and White 12x24

MINKE

FLOOR & WALL | EXTERIOR WALL | GLAZED PORCELAIN | WOOD LOOK



MINKE | Brown Intarsio Deco 24x24 Matte and Textured and White 12x24

SIZE	FINISH
48" x 48" x 10mm Slab Rectified	Matte
24" x 48" x 10mm Rectified	Matte
24" x 24" x 10mm Rectified	Matte
12" x 48" x 10mm Rectified	Matte
12" x 24" x 10mm Rectified	Matte
9" x 11" x 10mm Hexagon	Matte

MOSAICS & TRIM	FINISH
48" x 48" Intarsio Deco Slab Rectified	Matte
24" x 24" Intarsio Deco. Rectified	Matte
24" x 24" Intarsio Deco. Textured Rectified	Matte
12" x 24" Intarsio Deco. Textured Rectified	Matte
12" x 24" Bacchette Mosaic	Matte
12" x 12" Intreccio Mosaic	Matte
12" x 12" Losanga Mosaic	Matte
3" x 24" Bullnose Rectified	Matte
12" x 48" Costa Retta Rectified	Matte

TECHNICAL INFORMATION

- Made in Italy
- Stock | Import
- V1 Uniform Appearance
- DCOF ≥ 0.42

PERFORMANCE CHARACTERISTICS

Breaking Strength	$\geq 1300N$
Chemical Resistance	A-LA-HA
DCOF	>0.42
Deep Scratch Resistance	N/A
Frost Resistance	Resistant
Mohs Hardness	N/A
Water Absorption	$\leq 0.1\%$
Certifications	N/A

TILE APPLICATION

AREA	WALL	FLOOR
Residential	•	•
Commercial	•	•
Heavy Commercial	•	
Exterior	•	

** Not defined by ANSI Standards

COMMON SEGMENTS

Corporate	Healthcare	Multi-Family
Residential	Senior Living	

RECOMMENDED GROUT JOINT

Rectified	1/8"
Non-Rectified	3/16"

* Not all sizes/trims are available in all colors and finishes, scan QR code for product details.





NORRIS


FLOOR & WALL | EXTERIOR WALL | GLAZED COLOR-BODY PORCELAIN | TRAVERTINE LOOK



White | VTL NOWH




White | 3x8 Brick
VTL NOWH BRICK



White | 2x2
VTL NOWH MOS22



Beige | VTL NOBE



Beige | 3x8 Brick
VTL NOBE BRICK



Beige | 2x2
VTL NOBE MOS22




Gray | VTL NOGR



Gray | 3x8 Brick
VTL NOGR BRICK




Gray | 2x2
VTL NOGR MOS22



Black | VTL NOBL



Black | 3x8 Brick
VTL NOBL BRICK



Black | 2x2
VTL NOBL MOS22

SIZE FINISH

24" x 47" x 9mm Rectified

Matte

24" x 24" x 9mm Rectified

Matte

12" x 24" x 9mm Rectified

Matte

MOSAICS & TRIM FINISH

3" x 8" Brick Mosaic

Matte

2" x 2" Mosaic

Matte

3" x 24" Bullnose Rectified

Matte

6" x 12" Covebase Rectified

Matte

NORRIS | White 24x48

TECHNICAL INFORMATION



Made in USA



Stock | Ready Ship



V2 Slight Variation



DCOF ≥ 0.42

PERFORMANCE CHARACTERISTICS

Breaking Strength ≥ 400 lbs

Chemical Resistance Resistant

DCOF > 0.42

Deep Scratch Resistance N/A

Frost Resistance Resistant

Mohs Hardness N/A

Water Absorption $\leq 0.5\%$

Certifications N/A

TILE APPLICATION

AREA WALL FLOOR

Residential • •

Commercial • •

Heavy Commercial •

Exterior •

** Not defined by ANSI Standards

* Not all sizes/trims are available in all colors and finishes, scan QR code for product details.

COMMON SEGMENTS

Corporate Education Healthcare

Hospitality Multi-Family

RECOMMENDED GROUT JOINT



Rectified 1/8"

Non-Rectified 3/16"



OPTIX | Floor & Wall

FLOOR & WALL | EXTERIOR WALL | GLAZED COLOR-BODY PORCELAIN | CONCRETE LOOK



OPTIX | Black 24x24, White 24x47, Forest 47x110 and Teal Arrow Mosaic

SIZE	FINISH
24" x 47" x 9mm Rectified	Matte
24" x 24" x 9mm Rectified	Matte
24" x 24" x 9mm	Silk
12" x 24" x 9mm Rectified	Matte Silk
47" x 110" x 6mm Pattern Rectified	Matte

MOSAICS & TRIM	FINISH
12" x 14" Angle Mosaic	Matte Silk
2" x 2" Mosaic	Matte
3" x 24" Bullnose	Matte Silk
13" x 47" Scalino	Matte Silk
13" x 47" Elemento L Grip	Bush-Hammered
13" x 24" Scalino	Matte Silk
12" x 24" Gradino	Matte Silk
13" x 13" Scalino Angolare	Matte Silk
3" x 12" Bullnose Left & Right Sagomato	Silk
3" x 12" Sagomato Left & Right	Matte
1" x 47" Corner	Matte



TECHNICAL INFORMATION

- Made in Italy
- Stock | Import
- V2 Slight Variation
- DCOF ≥ 0.42
- LEED, EPD, PEF, FDES, HPE, UPEC

PERFORMANCE CHARACTERISTICS

Breaking Strength	≥ 1500 N
Chemical Resistance	A
DCOF	> 0.42
Deep Scratch Resistance	≤ 150 mm3
Frost Resistance	Resistant
Mohs Hardness	N/A
Water Absorption	$\leq 0.1\%$
Certifications	LEED, EPD, PEF, FDES, HPE, UPEC

TILE APPLICATION

AREA	WALL	FLOOR
Residential	•	•
Commercial	•	•
Heavy Commercial	•	
Exterior	•	

** Not defined by ANSI Standards

COMMON SEGMENTS

Healthcare	Hospitality
Restaurant	Senior Living

RECOMMENDED GROUT JOINT

Rectified	1/8"
Non-Rectified	3/16"

* Not all sizes/trims are available in all colors and finishes, scan QR code for product details.



OPTIX | Wall

WALL | GLAZED CERAMIC | CONCRETE LOOK



OPTIX | Forest 47x110 and Teal Arrow Mosaic

SIZE	FINISH
20" x 47" x 8.5mm Rectified Wall	Matte

MOSAICS & TRIM	FINISH
12" x 13" Illusion Mosaic	Matte
12" x 12" Arrow Mosaic	Matte
0.625" x 0.625" Mosaic Mini	Matte
1" x 20" Corner	Matte
0.375" x 0.375" Corner A.E.	Matte



TECHNICAL INFORMATION

- Made in Italy
- Stock | Import
- V2 Slight Variation
- EPD | PEF | FDES | HPD

PERFORMANCE CHARACTERISTICS

Breaking Strength	≥1500 N
Chemical Resistance	A
DCOF	>0.42
Deep Scratch Resistance	≤ 150mm3
Frost Resistance	Resistant
Mohs Hardness	N/A
Water Absorption	≤0.1%
Certifications	EPD PEF FDES HPD

TILE APPLICATION

AREA	WALL	FLOOR
Residential	•	
Commercial	•	
Heavy Commercial	•	
Exterior		

** Not defined by ANSI Standards

COMMON SEGMENTS

Healthcare	Hospitality
Restaurant	Senior Living

RECOMMENDED GROUT JOINT

Rectified	1/8"
Non-Rectified	3/16"

* Not all sizes/trims are available in all colors and finishes, scan QR code for product details.





PENRHYN

FLOOR & WALL | EXTERIOR WALL | GLAZED COLOR-BODY PORCELAIN | SLATE LOOK



Beach | VTL PNBE



Beach | 2x2
VTL PNBE MOS22



Sea Floor | VTL PNSF



Sea Floor | 2x2
VTL PNSF MOS22



Pebble | VTL PNPE



Pebble | 2x2
VTL PNPE MOS22



Volcano | VTL PNVO



Volcano | 2x2
VTL PNVO MOS22

SIZE	FINISH
24" x 24" x 9mm Rectified	Matte
12" x 24" x 9mm Rectified	Matte

MOSAICS & TRIM	FINISH
2" x 2" Mosaic	Matte
3" x 24" Bullnose Rectified	Matte
6" x 12" Cove Base Rectified	Matte

PENRHYN | Pebble 12x24

TECHNICAL INFORMATION



Made in USA



Stock | Ready Ship



V4 Substantial Variation



DCOF > 0.42



LEED | HPD

PERFORMANCE CHARACTERISTICS

Breaking Strength ≥ 400 lbs

Chemical Resistance Resistant

DCOF > 0.42

Deep Scratch Resistance N/A

Frost Resistance Resistant

Mohs Hardness N/A

Water Absorption ≤0.5%

Certifications LEED | HPD

TILE APPLICATION

AREA WALL FLOOR

Residential • •

Commercial • •

Heavy Commercial •

Exterior •

** Not defined by ANSI Standards

*Not all sizes/trims are available in all colors and finishes, scan QR code for product details.

COMMON SEGMENTS

Education Healthcare Hospitality

Restaurant Senior Living

RECOMMENDED GROUT JOINT

Rectified 1/8"

Non-Rectified 3/16"



PICCADILLY

INTERIOR AND EXTERIOR FLOOR & WALL | GLAZED PORCELAIN | LIMESTONE LOOK

White VTL PIWH V2	White Straight VTL PIWH STRAIGHT	White Groove VTL PIWH GROOVER	White 2x2 VTL PIWH MOS22
Cloud VTL PICL V3	Cloud Straight VTL PICL STRAIGHT	Cloud Groove VTL PICL GROOVER	Cloud 2x2 VTL PICL MOS22
Cream VTL PICR V2	Cream Straight VTL PICR STRAIGHT	Cream Groove VTL PICR GROOVER	Cream 2x2 VTL PICR MOS22
Fog VTL PIFG V2	Fog Straight VTL PIFG STRAIGHT	Fog Groove VTL PIFG GROOVER	Fog 2x2 VTL PIFG MOS22
Aggregate VTL PIAG V2	Aggregate Straight VTL PIAG STRAIGHT	Aggregate Groove VTL PIAG GROOVER	Aggregate 2x2 VTL PIAG MOS22
Storm VTL PIST V3	Storm Straight VTL PIST STRAIGHT	Storm Groove VTL PIST GROOVER	Storm 2x2 VTL PIST MOS22
Slate VTL PISL V2	Slate Straight VTL PISL STRAIGHT	Slate Groove VTL PISL GROOVER	Slate 2x2 VTL PISL MOS22



SIZE	FINISH
63" x 126" x 6mm Slab Rectified	Matte
47" x 110" x 6mm Slab Rectified	Matte
47" x 47" x 9mm Rectified	Matte
32" x 32" x 9mm Rectified	Matte
32" x 32" x 20mm Textured Rectified	Bush-Hammered
24" x 47" x 9mm Rectified	Matte
24" x 47" x 9mm Grip Rectified	Bush-Hammered
24" x 47" x 20mm Textured Rectified	Bush-Hammered
24" x 36" x 20mm Textured Rectified	Bush-Hammered
24" x 24" x 9mm Rectified	Matte
24" x 24" x 20mm Textured Rectified	Bush-Hammered
24" x 24" x 30mm Textured Rectified	Bush-Hammered
16" x 24" x 9mm Rectified	Matte
12" x 24" x 9mm Rectified	Matte
8" x 24" x 9mm Rectified	Matte
4" x 24" x 9mm Rectified	Matte

MOSAICS & TRIM	FINISH
2" x 2" Mosaic	Matte
24" x 47" Straight Decorative Rectified	Matte
24" x 47" Groove Decorative Rectified	Matte
3" x 24" Bullnose	Matte
13" x 47" Step Tread	Matte
13" x 24" Step Tread	Matte
13" x 13" Step Tread Corners Rect.	Matte
13" x 13" Step Tread Corner	Matte



TECHNICAL INFORMATION

	Made in Italy
	Stock Import
	V2 Slight Variation
	V3 Moderate Variation
	Matte DCOF ≥ 0.42 Bush-Hammered DCOF ≥ 0.55
	LEED

PERFORMANCE CHARACTERISTICS

Thickness	9mm	20mm
Breaking Strength	$\geq 1300N$	$> 10000N$
Chemical Resistance	Resistant	Resistant
DCOF	> 0.42	> 0.55
Deep Scratch Resistance	$\leq 145 \text{ mm}^3$	$\leq 145 \text{ mm}^3$
Frost Resistance	Resistant	Resistant
Mohs Hardness	N/A	N/A
Water Absorption	$\leq 0.1\%$	$\leq 0.1\%$
Certifications	LEED	LEED

TILE APPLICATION

AREA	WALL	FLOOR
Residential	•	•
Commercial	•	•
Heavy Commercial	•	
Exterior	•	•

** Not defined by ANSI Standards

COMMON SEGMENTS

Corporate	Healthcare
Retail	Senior Living

RECOMMENDED GROUT JOINT

Rectified	1/8"
Non-Rectified	3/16"

* Not all sizes/trims are available in all colors and finishes, scan QR code for product details.





PORTLAND | Gray 24x24 and White 24x24

PORTLAND

INTERIOR AND EXTERIOR FLOOR & WALL | PORCELAIN | CONCRETE LOOK



White | VTL PLWH



Beige | VTL PLBE



Light Gray | VTL PLLG



Gray | VTL PLGR



Dark Gray | VTL PLDG

SIZE	FINISH
24" x 24" x 9mm Rectified	Matte
12" x 24" x 9mm Rectified	Matte

MOSAICS & TRIM	FINISH
3" x 24" Bullnose	Matte

TECHNICAL INFORMATION

	Made in Italy
	Import
	V2 Slight Variation
	DCOF ≥ 0.42
	LEED

PERFORMANCE CHARACTERISTICS

Breaking Strength	≥ 1300 N
Chemical Resistance	Resistant
DCOF	> 0.42
Deep Scratch Resistance	≤ 145 mm ³
Frost Resistance	Resistant
Mohs Hardness	N/A
Water Absorption	$\leq 0.1\%$
Certifications	LEED

TILE APPLICATION

AREA	WALL	FLOOR
Residential	•	•
Commercial	•	•
Heavy Commercial	•	
Exterior	•	•

** Not defined by ANSI Standards

* Not all sizes/trims are available in all colors and finishes, scan QR code for product details.

COMMON SEGMENTS

Corporate	Education	Healthcare
Hospitality	Multi-Family	

RECOMMENDED GROUT JOINT

Rectified	1/8"
Non-Rectified	3/16"





REIGN

INTERIOR AND EXTERIOR FLOOR & WALL | GLAZED COLOR-BODY PORCELAIN | TRAVERTINE LOOK



Cross Ivory | VTL RGCI



Cross Cream | VTL RGCC



Cross Gray | VTL RGCG



Vein Ivory | VTL RGVI



Vein Cream | VTL RGVC



Vein Gray | VTL RGVG



Vein Ivory Rule | VTL RGVI RULE




Vein Cream Rule | VTL RGVC RULE



Vein Gray Rule | VTL RGVG RULE




Cross Ivory | 2x2
VTL RGCI MOS22



Cross Ivory | Hex
VTL RGCI HEX



Cross Cream | 2x2
VTL RGCC MOS22




Cross Cream | Hex
VTL RGCC HEX



Cross Gray | 2x2
VTL RGCG MOS22



Cross Gray | Hex
VTL RGCG HEX



Vein Ivory | 2x2
VTL RGVI MOS22



Vein Ivory | Hex
VTL RGVI HEX



Vein Cream | 2x2
VTL RGVC MOS22



Vein Cream | Hex
VTL RGVC HEX



Vein Gray | 2x2
VTL RGVG MOS22



Vein Gray | Hex
VTL RGVG HEX

SIZE	FINISH
48" x 48" x 9.5mm Rectified	Matte
40" x 40" x 8.5mm Rectified	Matte
40" x 40" x 8.5mm Grip Rectified	Bush-Hammered
40" x 40" x 8.5mm Semi-Rectified	Semi-Polished
24" x 48" x 9.5mm Rectified	Matte
24" x 48" x 9.5mm Semi-Rectified	Semi-Polished
24" x 24" x 9.5mm Rectified	Matte
24" x 24" x 9.5mm Grip Rectified	Bush-Hammered
24" x 24" x 9.5mm Semi-Rectified	Semi-Polished
12" x 24" x 9.5mm Rectified	Matte
12" x 24" x 9.5mm Grip Rectified	Bush-Hammered

MOSAICS & TRIM	FINISH
11" x 13" Hexagon Mosaic Rect.	Matte
2" x 2" Mosaic Rectified	Matte
24" x 48" Rule Decorative Rect.	Matte
3" x 24" Bullnose Rectified	Matte

TECHNICAL INFORMATION



Made in Italy



Stock | Import



V2 Slight Variation



DCOF ≥ 0.42

PERFORMANCE CHARACTERISTICS

Breaking Strength	≥ 1300 N
Chemical Resistance	A-LA-HA
DCOF	> 0.42
Deep Scratch Resistance	N/A
Frost Resistance	Resistant
Mohs Hardness	6
Water Absorption	$\leq 0.1\%$
Certifications	N/A

TILE APPLICATION

AREA	WALL	FLOOR
Residential	•	•
Commercial	•	•
Heavy Commercial	•	
Exterior	•	•

** Not defined by ANSI Standards

COMMON SEGMENTS

Healthcare	Hospitality	Multi-Family
Residential	Senior Living	

RECOMMENDED GROUT JOINT

Rectified	1/8"
Non-Rectified	3/16"

* Not all sizes/trims are available in all colors and finishes, scan QR code for product details.



















REIGN | Cross Ivory 40x40, and Vein Ivory 24x48 and Hex Mosaic



REN

FLOOR & WALL | GLAZED COLOR-BODY PORCELAIN | SLATE LOOK

 Light Grey VTL RNLG	 Light Grey 6" Hex VTL RNLG MOS6HEX	 Light Grey 2" Hex VTL RNLG MOS2HEX	 Light Grey 2x2 VTL RNLG MOS22
 Taupe VTL RNTA	 Taupe 6" Hex VTL RNTA MOS6HEX	 Taupe 2" Hex VTL RNTA MOS2HEX	 Taupe 2x2 VTL RNTA MOS22
 Medium Grey VTL RNMG	 Medium Grey 6" Hex VTL RNMG MOS6HEX	 Medium Grey 2" Hex VTL RNMG MOS2HEX	 Medium Grey 2x2 VTL RNMG MOS22
 Dark Grey VTL RNDG	 Dark Grey 6" Hex VTL RNDG MOS6HEX	 Dark Grey 2" Hex VTL RNDG MOS2HEX	 Dark Grey 2x2 VTL RNDG MOS22

SIZE	FINISH
24" x 47" x 10.3mm Rectified	Matte
32" x 32" x 11.5mm Rectified	Matte
12" x 24" x 8.4mm Rectified	Matte

MOSAICS & TRIM	FINISH
6" x 6" Hex Mosaics	Matte
2" x 2" Mosaics	Matte
2" x 2" Hex Mosaics	Matte
3" x 24" Bullnose	Matte

TECHNICAL INFORMATION

-  Made in Turkey
-  Stock | Ready Ship
-  V2 Slight Variation
-  DCOF \geq 0.42
-  EPD

PERFORMANCE CHARACTERISTICS

Breaking Strength	>1750
Chemical Resistance	N/A
DCOF	>0.42
Deep Scratch Resistance	N/A
Frost Resistance	Resistant
Mohs Hardness	9
Water Absorption	N/A
Certifications	EPD

TILE APPLICATION

AREA	WALL	FLOOR
Residential	•	•
Commercial	•	•
Heavy Commercial	•	
Exterior		

** Not defined by ANSI Standards

COMMON SEGMENTS

Automotive	Corporate
Government	Healthcare

RECOMMENDED GROUT JOINT

Rectified	1/8"
Non-Rectified	3/16"

* Not all sizes/trims are available in all colors and finishes, scan QR code for product details.




REN | Taupe 32x32 and 6" Hex Mosaic




RIFT


FLOOR & WALL | GLAZED PORCELAIN & GLAZED CERAMIC | LIMESTONE LOOK



White | VTL RIWH



White | 2x2
VTL RIWH MOS22




White | 1x3 Stacked
VTL RIWH MOS13



Beige | VTL RIBE




Beige | 2x2
VTL RIBE MOS22




Beige | 1x3 Stacked
VTL RIBE MOS13



Gray | VTL RIGR



Gray | 2x2
VTL RIGR MOS22



Gray | 1x3 Stacked
VTL RIGR MOS13

SIZE	FINISH
12" x 24" x 7.94mm Glazed Porcelain	Matte
12" x 24" x 7.94mm Glazed Porcelain	Matte

MOSAICS & TRIM	FINISH
2" x 2" Mosaic Glazed Ceramic	Matte
1" x 3" Stacked Mosaic Glazed Ceramic	Matte
3" x 12" Bullnose Glazed Porcelain	Matte
6" x 12" Cove Base Glazed Ceramic	Matte
1" x 6" Cove Base Outcorner Glazed Ceramic	Matte

TECHNICAL INFORMATION

	Made in USA
	Made in Mexico
	Stock Ready Ship
	V3 Moderate Variation
	DCOF ≥ 0.42

PERFORMANCE CHARACTERISTICS

Material Type	Glazed Ceramic	Glazed Porcelain
Breaking Strength	> 250 lbs	> 275 lbs
Chemical Resistance	Resistant	Resistant
DCOF	≥ 0.42	≥ 0.42
Deep Scratch Resistance	N/A	N/A
Frost Resistance	N/A	N/A
Mohs Hardness	8	8
Water Absorption	< 3%	< 0.5%
Certifications	N/A	N/A

TILE APPLICATION

AREA	WALL	FLOOR
Residential	•	•
Commercial	•	•
Heavy Commercial	•	
Exterior		

** Not defined by ANSI Standards

COMMON SEGMENTS

Corporate	Education	Healthcare
Multi-Family	Senior Living	

RECOMMENDED GROUT JOINT

Rectified	1/8"
Non-Rectified	3/16"

*Not all sizes/trims are available in all colors and finishes, scan QR code for product details.



RIFT | Gray 12x24



SCENIC | Charcoal 12x24

SCENIC

FLOOR & WALL | EXTERIOR WALL | GLAZED COLOR-BODY PORCELAIN | LIMESTONE LOOK



White | VTL SBWH



White | 2x2
VTL SBWH MOS22



Beige | VTL SBBE



Beige | 2x2
VTL SBBE MOS22




Grey | VTL SBGR



Grey | 2x2
VTL SBGR MOS22



Charcoal | VTL SBCH



Charcoal | 2x2
VTL SBCH MOS22

SIZE	FINISH
24" x 48" x 9mm Rectified	Matte
24" x 24" x 9mm Rectified	Matte
12" x 24" x 9mm Rectified	Matte
6" x 24" x 9mm Rectified	Matte

MOSAICS & TRIM	FINISH
2" x 2" Mosaic	Matte
3" x 24" Bullnose Rectified	Matte
6" x 12" Covebase Rectified	Matte

TECHNICAL INFORMATION



Made in USA



Stock | Ready Ship



V2 Slight Variation



DCOF ≥ 0.42

PERFORMANCE CHARACTERISTICS

Breaking Strength	≥ 400 lbs
Chemical Resistance	Resistant
DCOF	> 0.42
Deep Scratch Resistance	N/A
Frost Resistance	Resistant
Mohs Hardness	N/A
Water Absorption	$\leq 0.5\%$
Certifications	N/A

TILE APPLICATION

AREA	WALL	FLOOR
Residential	•	•
Commercial	•	•
Heavy Commercial	•	
Exterior	•	

** Not defined by ANSI Standards

* Not all sizes/trims are available in all colors and finishes, scan QR code for product details.

COMMON SEGMENTS

Corporate	Education
Government	Healthcare

RECOMMENDED GROUT JOINT

Rectified	1/8"
Non-Rectified	3/16"





SERENITY

FLOOR & WALL | EXTERIOR WALL | GLAZED COLOR-BODY PORCELAIN | FABRIC LOOK




White | VTL STWH




White | 2x2
VTL STWH MOS22




Gray | VTL STGR




Gray | 2x2
VTL STGR MOS22



Taupe | VTL STTA



Taupe | 2x2
VTL STTA MOS22



Brown | VTL STBR



Brown | 2x2
VTL STBR MOS22

SIZE	FINISH
12" x 24" x 9mm Rectified	Matte
6" x 24" x 9mm Rectified	Matte

MOSAICS & TRIM	FINISH
2" x 2" Mosaic	Matte
3" x 24" Bullnose	Matte
6" x 12" Cove Base	Matte

TECHNICAL INFORMATION



Made in USA



Stock | Ready Ship



V2 Slight Variation



DCOF ≥ 0.42

PERFORMANCE CHARACTERISTICS

Breaking Strength ≥ 400 lbs

Chemical Resistance Resistant

DCOF ≥ 0.42

Deep Scratch Resistance N/A

Frost Resistance Resistant

Mohs Hardness 6

Water Absorption $\leq 0.5\%$

Certifications N/A

TILE APPLICATION

AREA	WALL	FLOOR
Residential	•	•
Commercial	•	•
Heavy Commercial	•	
Exterior	•	

** Not defined by ANSI Standards

* Not all sizes/trims are available in all colors and finishes, scan QR code for product details.

COMMON SEGMENTS

Healthcare	Multi-Family
Residential	Senior Living

RECOMMENDED GROUT JOINT





Rectified	1/8"
Non-Rectified	3/16"

SERENITY | Taupe and White 12x24 and Gray 2x2 Mosaic



SPOTLIGHT

FLOOR & WALL | EXTERIOR WALL | GLAZED PORCELAIN | CONCRETE LOOK



SPOTLIGHT | Wheat 24x24 and Beige 12x24 Chiseled

SIZE

24" x 48" x 10mm Rectified	Matte
24" x 48" x 10mm Chiseled Rectified	Matte
24" x 48" x 10mm Raw Rectified	Matte
24" x 24" x 10mm Rectified	Matte
24" x 24" x 10mm Bush Hammered Rect.	Matte
12" x 24" x 10mm Rectified	Matte
12" x 24" x 10mm Bush Hammered Rect.	Matte
12" x 24" x 10mm Chiseled Rectified	Matte
12" x 12" x 10mm Rectified	Matte
12" x 12" x 10mm Bush Hammered Rect.	Matte

FINISH

MOSAICS & TRIM

2" x 2" Mosaic	Matte
2" x 2" Mosaic Bush Hammered	Matte
3" x 12" Bullnose	Matte
6" x 12" Cove Base	Matte

FINISH

TECHNICAL INFORMATION

- Made in USA
- Stock | Ready Ship
- DCOF ≥ 0.42
- Bureau Veritas | Greenguard LEED | Green Squared

PERFORMANCE CHARACTERISTICS

Breaking Strength	≥ 400 lb/ft ²
Chemical Resistance	Resistant
DCOF	≥ 0.42
Deep Scratch Resistance	N/A
Frost Resistance	Resistant
Mohs Hardness	N/A
Water Absorption	$\leq 0.4\%$
Certifications	Bureau Veritas Greenguard LEED Green Squared

TILE APPLICATION

AREA	WALL	FLOOR
Residential	•	•
Commercial	•	•
Heavy Commercial	•	
Exterior	•	

** Not defined by ANSI Standards

COMMON SEGMENTS

Corporate	Education	Healthcare
Hospitality	Restaurant	

RECOMMENDED GROUT JOINT

Rectified	1/8"
Non-Rectified	3/16"

* Not all sizes/trims are available in all colors and finishes, scan QR code for product details.





SPOTLIGHT | Gloss

FLOOR & WALL | EXTERIOR WALL | GLAZED PORCELAIN | CONCRETE LOOK



SIZE	FINISH
6" x 24" x 8mm Glossy	Gloss
3" x 12" x 8mm Glossy	Gloss

MOSAICS & TRIM	FINISH
6" x 24" Bullnose Glossy	Gloss

TECHNICAL INFORMATION

- Made in USA
- Stock | Ready Ship
- DCOF ≥0.42
- Bureau Veritas | Greenguard LEED | Green Squared

PERFORMANCE CHARACTERISTICS

Breaking Strength	≥400 lb/ft ²
Chemical Resistance	Resistant
DCOF	≥0.42
Deep Scratch Resistance	N/A
Frost Resistance	Resistant
Mohs Hardness	N/A
Water Absorption	≤0.4%
Certifications	Bureau Veritas Greenguard LEED Green Squared

TILE APPLICATION

AREA	WALL	FLOOR
Residential	•	•
Commercial	•	•
Heavy Commercial	•	
Exterior	•	

** Not defined by ANSI Standards

* Not all sizes/trims are available in all colors and finishes, scan QR code for product details.

COMMON SEGMENTS

Corporate	Education	Healthcare
Hospitality	Restaurant	

RECOMMENDED GROUT JOINT

Rectified	1/8"
Non-Rectified	3/16"



SPOTLIGHT | Aqua 3x12




STARLING | Calacatta 24x48 Matte

STARLING


FLOOR & WALL | EXTERIOR WALL | GLAZED COLOR-BODY PORCELAIN | MARBLE LOOK



Dolomite | VTL SRDO



Dolomite | Hexagon
VTL SRDO HEX/P




Dolomite | Herringbone
VTL SRDO HERRING/P



Dolomite | 3x12
VTL SRDO 312R/P



Calacatta | VTL SRCA




Calacatta | Hexagon
VTL SRCA HEX/P



Calacatta | Herringbone
VTL SRCA HERRING/P



Calacatta | 3x12
VTL SRCA 312R/P



Light Grey | VTL SRLG




Light Grey | Hexagon
VTL SRLG HEX/P



Light Grey | Herringbone
VTL SRLG HERRING/P




Light Grey | 3x12
VTL SRLG 312R/P



Silver Grey | VTL SRSG



Silver Grey | Hexagon
VTL SRSG HEX/P



Silver Grey | Herringbone
VTL SRSG HERRING/P



Silver Grey | 3x12
VTL SRSG 312R/P

TECHNICAL INFORMATION

	Made in USA
	Stock Ready Ship
	V3 Moderate Variation
	DCOF ≥ 0.42
	Greenguard Bureau Veritas NSF EPD

PERFORMANCE CHARACTERISTICS

Breaking Strength	≥ 400 lb/ft ²
Chemical Resistance	Resistant
DCOF	≥ 0.42
Deep Scratch Resistance	N/A
Frost Resistance	Resistant
Mohs Hardness	≥ 7
Water Absorption	$\leq 0.4\%$
Certifications	Greenguard Bureau Veritas NSF EPD

TILE APPLICATION

AREA	WALL	FLOOR
Residential	•	•
Commercial	•	•
Heavy Commercial	•	
Exterior	•	

** Not defined by ANSI Standards

*Not all sizes/trims are available in all colors and finishes, scan QR code for product details.

SIZE

24" x 48" x 8mm Rectified	Matte Polished
24" x 24" x 8mm Rectified	Matte Polished
12" x 24" x 8mm Rectified	Matte Polished
3" x 12" x 8mm Rectified	Matte Polished

FINISH

MOSAICS & TRIM

12" x 15" Herringbone Mosaic Rectified	Matte Polished
11" x 12" Hexagon Mosaic Rectified	Matte Polished
3" x 24" Bullnose Rectified	Matte Polished
6" x 12" Cove Base Rectified	Matte

FINISH

COMMON SEGMENTS

Corporate	Education	Healthcare
Hospitality	Multi-Family	

RECOMMENDED GROUT JOINT

Rectified	1/8"
Non-Rectified	3/16"






TALLULAH | Snow 16x32 Whittle

TALLULAH

WALL | GLAZED CERAMIC | SOLID LOOK



Snow | VTL TASN 1632



Oyster Matte | VTL TAOY 1632M



Snow Whittle | VTL TASN WHITTLEM



Snow Coastline | VTL TASN COASTLINM



Oyster Coastline | VTL TAOY COASTLINM



Snow Facet | VTL TASN FACETM




Snow Weave | VTL TASN WEADEM



Snow Crystal | VTL TASN CRYSTALM



Snow Sash | VTL TASN SASHM



Snow Matte | VTL TASN 1222M



Snow Tide | VTL TASN TIDE1222M



Snow Trail | VTL TASN TRAILM

SIZE	FINISH
16" x 32" x 8.5mm	Gloss Matte
16" x 32" x 10mm Coastline Deco	Matte
16" x 32" x 10mm Crystal Decorative	Matte
16" x 32" x 10mm Facet Decorative	Matte
16" x 32" x 10mm Sash Decorative	Matte
16" x 32" x 10mm Weave Decorative	Matte
16" x 32" x 10mm Whittle Decorative	Matte
12" x 22" x 9.5mm	Matte
12" x 22" x 9.5mm Tide Decorative	Matte
12" x 22" x 9.5mm Trail Decorative	Matte

MOSAICS & TRIM	FINISH
3/8" x 8" Edge	Matte

TECHNICAL INFORMATION

	Made in Italy
	Stock Import
	V1 Uniform Appearance
	LEED PEF

PERFORMANCE CHARACTERISTICS

Breaking Strength	≥600 N
Chemical Resistance	A
DCOF	N/A
Deep Scratch Resistance	N/A
Frost Resistance	N/A
Mohs Hardness	N/A
Water Absorption	10%<EV≤20%
Certifications	LEED PEF

TILE APPLICATION

AREA	WALL	FLOOR
Residential	•	
Commercial	•	
Heavy Commercial	•	
Exterior		

** Not defined by ANSI Standards

COMMON SEGMENTS

Healthcare	Education	Multi-Family
Residential	Senior Living	

RECOMMENDED GROUT JOINT

Rectified	1/8"
Non-Rectified	3/16"

* Not all sizes/trims are available in all colors and finishes, scan QR code for product details.



TEMPO | Neutrals

FLOOR & WALL | POOLS | GLASS | SOLID LOOK



TEMPO | Black & White Oval Mosaic

MOSAIC	FINISH
2" x 2" x 6mm Hexagon Mosaic	Matte
2" x 2" x 6mm Circle Mosaic	Matte
2" x 2" x 6mm Presto Mosaic	Matte
1" x 4" x 6mm Oval Mosaic	Matte
.625" x 2.25" x 6mm Chevron Mosaic	Matte
.5" x 2" x 6mm Lento Mosaic	Matte



TECHNICAL INFORMATION

- Ready Ship
- V1 Uniform Appearance
- DCOF ≥ 0.42

PERFORMANCE CHARACTERISTICS

Breaking Strength	519 - 524 lbf
Chemical Resistance	Class A
DCOF	≥ 0.42
Deep Scratch Resistance	N/A
Frost Resistance	Resistant
Mohs Hardness	N/A
Water Absorption	0
Certifications	N/A

TILE APPLICATION

AREA	WALL	FLOOR
Residential	•	•
Commercial	•	•
Heavy Commercial	•	
Exterior		

** Not defined by ANSI Standards

COMMON SEGMENTS

Education	Healthcare	Multi-Family
Retail	Senior Living	

RECOMMENDED GROUT JOINT

Rectified	1/8"
Non-Rectified	3/16"

* Not all sizes/trims are available in all colors and finishes, scan QR code for product details.




TEMPO | Colors

FLOOR & WALL | POOLS | GLASS | SOLID LOOK



MOSAIC FINISH

2" x 2" x 6mm Hexagon Mosaic	Matte
2" x 2" x 6mm Circle Mosaic	Matte
2" x 2" x 6mm Presto Mosaic	Matte
1" x 4" x 6mm Oval Mosaic	Matte
.625" x 2.25" x 6mm Chevron Mosaic	Matte
.5" x 2" x 6mm Lento Mosaic	Matte



TECHNICAL INFORMATION

- Ready Ship
- V1 Uniform Appearance
- DCOF ≥ 0.42

PERFORMANCE CHARACTERISTICS

Breaking Strength	519 - 524 lbf
Chemical Resistance	Class A
DCOF	≥ 0.42
Deep Scratch Resistance	N/A
Frost Resistance	Resistant
Mohs Hardness	N/A
Water Absorption	0
Certifications	N/A

TILE APPLICATION

AREA	WALL	FLOOR
Residential	•	•
Commercial	•	•
Heavy Commercial	•	
Exterior		

** Not defined by ANSI Standards

COMMON SEGMENTS

Education	Healthcare	Multi-Family
Retail	Senior Living	

RECOMMENDED GROUT JOINT

Rectified	1/8"
Non-Rectified	3/16"

* Not all sizes/trims are available in all colors and finishes, scan QR code for product details.





TREMAINE | Ivory 24x48

TREMAINE

FLOOR & WALL | EXTERIOR WALL | GLAZED PORCELAIN | MARBLE LOOK




White | VTL TRWH




White | 2x2
VTL TRWH MOS22M/P



White | 9x11 Hexagon
VTL TRWH HEXM/P




Pearl | VTL TRPE



Pearl | 2x2
VTL TRPE MOS22M/P



Pearl | 9x11 Hexagon
VTL TRPE HEXM/P




Ivory | VTL TRIV



Ivory | 2x2
VTL TRIV MOS22M/P



Ivory | 9x11 Hexagon
VTL TRIV HEXM/P




Gray | VTL TRGR




Gray | 2x2
VTL TRGR MOS22M/P




Gray | 9x11 Hexagon
VTL TRGR HEXM/P



Black | VTL TRBL



Black | 2x2
VTL TRBL MOS22M/P



Black | 9x11 Hexagon
VTL TRBL HEXM/P

SIZE	FINISH
24" x 48" x 8mm Rectified	Matte Polished
24" x 24" x 8mm	Matte Polished
12" x 24" x 8mm	Matte Polished
8" x 24" x 8mm Rectified	Polished

MOSAICS & TRIM	FINISH
9" x 11" Hexagon Mosaic	Matte Polished
2" x 2" Mosaic	Matte Polished
3" x 12" Bullnose	Matte Polished

TECHNICAL INFORMATION

	Made in USA
	Ready Ship
	V3 Moderate Variation
	DCOF ≥ 0.42
	Greenguard Bureau Veritas NSF EPD

PERFORMANCE CHARACTERISTICS

Breaking Strength	≥ 400 lb/ft ²
Chemical Resistance	Resistant
DCOF	≥ 0.42
Deep Scratch Resistance	N/A
Frost Resistance	Resistant
Mohs Hardness	N/A
Water Absorption	≤ 0.4%
Certifications	Greenguard Bureau Veritas NSF EPD

TILE APPLICATION

AREA	WALL	FLOOR
Residential	•	•
Commercial	•	•
Heavy Commercial	•	
Exterior	•	

** Not defined by ANSI Standards

COMMON SEGMENTS

Education	Healthcare	Multi-Family
Retail	Senior Living	

RECOMMENDED GROUT JOINT

Rectified	1/8"
Non-Rectified	3/16"

* Not all sizes/trims are available in all colors and finishes, scan QR code for product details.






WATSON

FLOOR & WALL | EXTERIOR WALL | GLAZED COLOR-BODY PORCELAIN | LIMESTONE LOOK




Cream | VTL WTCR



Cream | 2x2
VTL WTCR MOS22




Beige | VTL WTBE



Beige | 2x2
VTL WTBE MOS22




Silver | VTL WTSI




Silver | 2x2
VTL WTSI MOS22




Bronze | VTL WTBZ



Bronze | 2x2
VTL WTBZ MOS22



Steel | VTL WTST



Steel | 2x2
VTL WTST MOS22

SIZE	FINISH
24" x 48" x 8mm Rectified	Matte
24" x 24" x 8mm Rectified	Matte
12" x 24" x 8mm Rectified	Matte
12" x 12" x 8mm Rectified	Matte

MOSAICS & TRIM	FINISH
2" x 2" Mosaic Rectified	Matte
3" x 12" Bullnose Rectified	Matte
6" x 12" Cove Base Rectified	Matte

TECHNICAL INFORMATION



Made in USA



Stock | Ready Ship



V2 Slight Variation



DCOF ≥0.42



Greenguard | Bureau Veritas
NSF EPD

PERFORMANCE CHARACTERISTICS

Breaking Strength	≥400 lb/ft ²
Chemical Resistance	Resistant
DCOF	≥0.42
Deep Scratch Resistance	N/A
Frost Resistance	Resistant
Mohs Hardness	≥ 7
Water Absorption	≤0.4%
Certifications	Greenguard Bureau Veritas NSF EPD

TILE APPLICATION

AREA	WALL	FLOOR
Residential	•	•
Commercial	•	•
Heavy Commercial	•	
Exterior	•	

** Not defined by ANSI Standards

*Not all sizes/trims are available in all colors and finishes, scan QR code for product details.

COMMON SEGMENTS

Corporate	Education	Government
Healthcare	Senior Living	

RECOMMENDED GROUT JOINT

Rectified	1/8"
Non-Rectified	3/16"



WATSON | Cream 24x48 | Steel 24x48 and 2x2 Mosaic



WOVEN

FLOOR & WALL | GLAZED COLOR-BODY PORCELAIN | FABRIC LOOK




White | VTL WOWH



Beige | VTL WOBE



Gray | VTL WOGR



White | 2x2
VTL WOWH MOS22N



White | Straight Stacked
VTL WOWH MOS16SN



Beige | 2x2
VTL WOBE MOS22N



Beige | Straight Stacked
VTL WOBE MOS16SN



Gray | 2x2
VTL WOGR MOS22N



Gray | Straight Stacked
VTL WOGR MOS16SN



Brown | VTL WOBR



Black | VTL WOBL




Brown | 2x2
VTL WOBR MOS22N



Brown | Straight Stacked
VTL WOBR MOS16SN



Black | 2x2
VTL WOBL MOS22N



Black | Straight Stacked
VTL WOBL MOS16SN

SIZE FINISH

12" x 24" x 9mm Rectified

Matte

MOSAICS & TRIM FINISH

2" x 2" Mosaic

Matte

1" x 6" Straight Stacked Mosaic

Matte

3" x 24" Bullnose Rectified

Matte

TECHNICAL INFORMATION



Made in Malaysia



Stock | Ready Ship



V1 Uniform Appearance



DCOF ≥ 0.42

PERFORMANCE CHARACTERISTICS

Breaking Strength $\geq 2600N$

Chemical Resistance N/A

DCOF ≥ 0.42

Deep Scratch Resistance N/A

Frost Resistance Resistant

Mohs Hardness N/A

Water Absorption N/A

Certifications N/A

TILE APPLICATION

AREA WALL FLOOR

Residential • •

Commercial • •

Heavy Commercial •

Exterior

** Not defined by ANSI Standards

* Not all sizes/trims are available in all colors and finishes, scan QR code for product details.

COMMON SEGMENTS

Corporate Healthcare

Retail Senior Living

RECOMMENDED GROUT JOINT

Rectified 1/8"

Non-Rectified 3/16"



WOVEN | Beige 12x24



VITL

COMMERCIAL SURFACES