



bestchoiceproducts



# INSTRUCTION MANUAL

---

Ceramic Christmas Tree

## ! NOTICE

- This product is not intended for outdoor use.
- This product is seasonal and not intended for permanent installation or use.
- Unplug the product when not in use or when unattended.
- Do not leave children unattended with this tree. This product is NOT a toy.
- If any parts are missing, broken, damaged, or worn, stop using this item until repairs are made and/or factory replacement parts are installed.
- Do not use this item in a way inconsistent with the manufacturer's instructions as this could void the product warranty.



1 PERSON  
ASSEMBLY



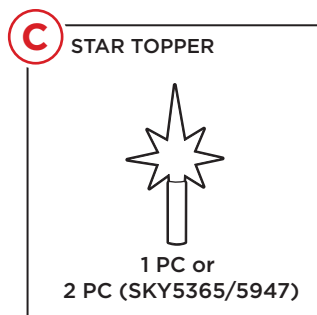
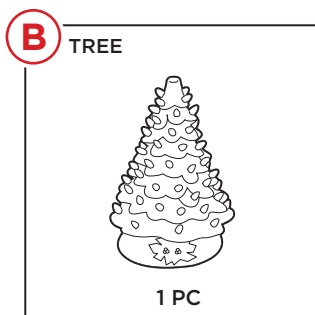
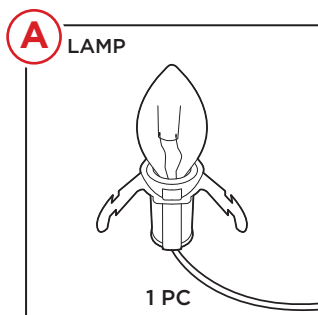
APPROXIMATELY  
5 MIN.  
ASSEMBLY

## ! WARNING

- Do not mount or place near sources of heat such as fireplaces, candles, or heaters.
- Do not cover this product with cloth, paper or other materials when in use.
- Do not secure wiring where it can be damaged, such as with staples/nails or on sharp hooks.
- Do not let anything rest on supply cord or any wire. Do not close doors or windows on the cord.
- Do not use product if cord or wire insulation is frayed, cut, or otherwise damaged.
- Do not use products if there are cracks in lights or enclosures, loose connections, or visible/exposed copper wire.
- To reduce the risk of electric shock, this product uses a polarized plug (one prong wider than the other) and will only fit into a polarized outlet. If plug does not fit in polarized outlet, flip plug and try again. If it still does not fit, contact an electrician. Do not attempt to use this product if the plug does not fit. Do not alter or replace plug.
- This product uses a fuse to protect against overload or short-circuits. If the fuse blows, unplug from the outlet and properly discard of the product.
- If lamp lightbulb needs to be replaced, only replace with a candelabra-base UL-certified bulbs. Do not replace with bulbs over 7 watts.

## PARTS

NOTE: SKY5365 & 5947 differs in shape from these illustrations and includes two star toppers.



NOTE: The star is located in the foam packaging next to the tree.


## PRODUCT ASSEMBLY

Please retain these instructions for future reference.

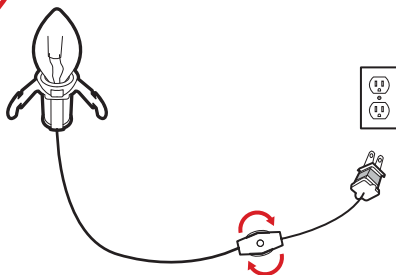
Insert the part C star topper into the part B Christmas tree.

Install the part A lamp in the base of the part B tree.

**NOTE:** Clip lamp onto the sides of the bottom hole. Do not put the whole lamp into the hole.



Plug in the tree. Use the switch on the cord to turn tree on/off.





# HELP CENTER



Question about your product? We're here to help. Visit us at:

[help.bestchoiceproducts.com](http://help.bestchoiceproducts.com)



Chat Support



Product Inquiry



Orders FAQ



Product Assembly



Returns & Refunds

## PRODUCT WARRANTY INFORMATION

All items can be returned for any reason within 60 days of the receipt and will receive a full refund as long as the item is returned in its original product packaging and all accessories from its original shipment are included. All returned items will receive a full refund back to the original payment method. All returned items will not be charged a re-stocking fee.

All returned items require an RA (Return Authorization) number, which can only be provided by a Best Choice Products Customer Service Representative when the return request is submitted. Items received without an RA may not be accepted or may increase your return processing time. Once an item has been received by Best Choice Products, refunds or replacements will be processed within 5 business days.

All returns must be shipped back to the Best Choice Products Return Center at the customer's expense. If the reason for return is a result of an error by Best Choice Products then Best Choice Products will provide a pre-paid shipping label via email. Boxes for return shipping will not be provided by Best Choice Products, and is the customer's responsibility to either use the original shipping boxes or purchase new boxes.

Pictures may be required for some returns to ensure an item is not damaged prior to its return. Items returned are not considered undamaged until they are received by Best Choice Products and verified as such. All damages to items are the customer's responsibility until the item has been received by and acknowledge by Best Choice Products as undamaged.

## WARNING

Manufacturer and seller expressly disclaim any and all liability for personal injury, property damage or loss, whether direct, indirect, or incidental, resulting from the incorrect attachment, improper use, inadequate maintenance, or neglect of this product.