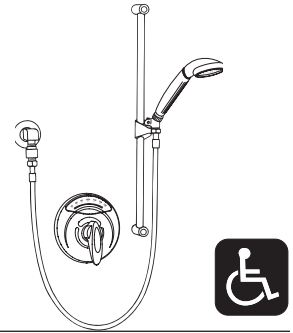







SYMMONS® Visu-Temp®

Location:



1-25VT-FS Hand Shower System Specification Submittal

Model Numbers	Options/Modifications
<input type="checkbox"/> 1-25VT-FS Hand Shower System with Symmons Visu-Temp® pressure-balancing mixing valve	<input type="checkbox"/> -X Symmons temptrol mixing valve includes integral service stops to allow water shut-off for service <input type="checkbox"/> -CHKS Integral check stops - for use in installations where a positive shutt-off device is used downstream, of mising valve <input type="checkbox"/> -REV Reverse coring in vlave for back to back installations; hot on right, cold on left, only available with integral stops, option -X <input type="checkbox"/> -1.5 1.5 gpm (5.7 L/min) flow rate restrictor (Requires substituting hand shower wand with #EF-100) <input type="checkbox"/> -72 6 foot hand shower hose in place of standard 5 foot hose <input type="checkbox"/> -R Vinyl hose in place of flexible metal hose <input type="checkbox"/> L/HS Hand Shower wand not included, Includes hose, in-line vacuum breaker, wall connections and flange <input type="checkbox"/> -QD Quick-disconnect on hand shower <input type="checkbox"/> -VP Vandal resistant <input type="checkbox"/> -VB Elevated vacuum breaker in place of in-line vacuum breaker
Feature Highlights	
<ul style="list-style-type: none"> • Symmons Visu-Temp® pressure-balancing mixing valve with Clear-vue™ thermometer and adjustable stop screw to limit handle turn, #VT-1 • Euro-flo single mode wall/hand shower with flexible metal hose, in-line vacuum breaker, wall connection and flange, #FS-KIT that includes wand #460C • Standard flow rate is 2.0 gpm (7.6 L/min) • Polished chrome finish (standard) 	
Compliance	
<ul style="list-style-type: none"> • ASME A112.18.1/CSA B125.1 • Lever handle meets ADA requirements  	
Warranty	
<p>Limited Lifetime - to the original end purchaser in consumer/residential installations.</p> <p>10 Years - for commercial/industrial installations. Refer to www.symmons.com/warranty for complete warranty information.</p> 	

Architectural/Engineering Specification

Symmons _____ Includes Symmons Visu-Temp® pressure-balancing mixing valve with Clear-vue™ thermometer and adjustable stop screw to limit handle turn, #VT-1, Euro-flo single mode wall/hand shower with flexible metal hose, in-line vacuum breaker, wall connection and flange, #FS-KIT that includes wand #460C, Standard flow rate is 2.0 gpm (7.6 L/min), and polished chrome finish (standard) 10 Year Commercial Warranty. ASME A112.18.1/CSA B125.1 compliant and lever handle meets ada requirements. Available options: "1.5 - 1.5 gpm (5.7 L/min) flow restrictor", "X - Integral service stops", "CHKS - Integral Check Stops", "REV - Reverse coring in valve for back to back installations", "72 - 6 foot hose", R - Vinyl hose", "L/HS - hand shower wand not included", "QD - Quick disconnect on hand shower", "VP - Vandal resistant", and "VB - Elevated Vacuum Breaker"

Dimensions

Male 1/2" I.P.S. thread must protrude 3/8" (10mm) from finished wall for proper installation of street ell and flange.

