

KUP-L-Tap® Insulation Piercing Connectors Dual Rated

TYPE IPC



Features

- Body is molded from tough, resilient glass-filled nylon
 - Compact design
 - Tin plated copper contact teeth
 - Insulation piercing
 - Perforated end tabs
 - Pre-filled with silicone lubricant
 - Versatile
 - Increased safety
- Horizontal line grid
 - Temperature rating 90° C

Benefits

- Provides high degree of breakage resistance and long dependable use
- Saves space
- Easily penetrates most types of insulation
- No need to strip the conductor which saves installation time
- Break out easily by hand
- Prevents oxidation and moisture from entering the contact area
- Can be used as a splice or tap connector
- Contains no external energized parts. Can be installed "hot" on energized conductors providing tap conductor is not under load.
- Provides a visual guide for proper installation of conductors

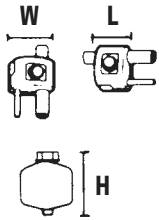


Fig. 1



Fig. 2



Fig. 3



Fig. 4

Catalog Number	Figure Number	Wire Range		Volts	Current Rating		Dimensions			Torque Ft. Lbs.	Bolt Head Size
		Main	Tap		CU	AL	L	W	H		
IPC-1/0-2	3	1/0-8	2-8	300 (480 Grounded Y System)	130	100	1-7/32	1-15/32	2-5/16	16	1/2
IPC-4/0-6	2	4/0-4	6-14	600	75	60	1-27/64	1	1-7/8	13	1/2
IPC-4/0-2/0	3	4/0-2	2/0-6	600	195	150	1-21/32	1-7/8	2-7/8	25	1/2
IPC-250-4/0	2	250kcmil-1	4/0-6	600	260	205	1-7/8	2-11/32	3-11/32	30	5/8
IPC-350-4/0	3	350kcmil-4/0	4/0-10	300 (480 Grounded Y System)	260	205	1-43/64	2-7/16	3-1/8	25	5/8
IPC-350-350	4	350kcmil-4/0	350kcmil-4/0	300 (480 Grounded Y System)	350	280	2-43/64	2-23/32	3-1/4	25	5/8
IPC-500-12	1	500kcmil-250kcmil	10-12	300 (480 Grounded Y System)	40	35	1-43/64	2-7/16	3-1/4	25	5/8
IPC-500-250	1	500kcmil-250kcmil	250kcmil-4	600	290	230	2-27/64	2-29/32	3-3/4	55	5/8-11/16
IPC-500-500	1	500kcmil-300kcmil	500kcmil-250kcmil	600	430	350	3-3/16	3-5/8	5	75	7/8-7/8
IPC-750-500	1	750kcmil-500kcmil	500kcmil-350kcmil	600	430	350	3-3/16	3-5/8	5	75	7/8-7/8

All wire sizes, unless noted otherwise, are American Wire Gauge (AWG)
Tested to UL 486A/B, UL File E6207

B

TYPE IPC



Features

- Body is molded from tough, resilient glass-filled nylon
 - Compact design
 - Tin plated copper contact teeth
 - Insulation piercing
 - Perforated end tabs
 - Pre-filled with silicone lubricant
 - Versatile
 - Increased safety
- Horizontal line grid
 - Temperature rating 90° C

Benefits

- Provides high degree of breakage resistance and long dependable use
- Saves space
- Easily penetrates most types of insulation
- No need to strip the conductor which saves installation time
- Break out easily by hand
- Prevents oxidation and moisture from entering the contact area
- Can be used as a splice or tap connector
- Contains no external energized parts. Can be installed "hot" on energized conductors providing tap conductor is not under load.
- Provides a visual guide for proper installation of conductors

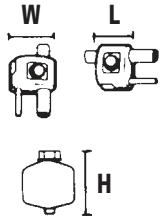


Fig. 1



Fig. 2



Fig. 3



Fig. 4

Catalog Number	Figure Number	Wire Range		Volts	Current Rating		Dimensions			Torque Ft. Lbs.	Bolt Head Size
		Main	Tap		CU	AL	L	W	H		
IPC-1/0-2	3	1/0-8	2-8	300 (480 Grounded Y System)	130	100	1-7/32	1-15/32	2-5/16	16	1/2
IPC-4/0-6	2	4/0-4	6-14	600	75	60	1-27/64	1	1-7/8	13	1/2
IPC-4/0-2/0	3	4/0-2	2/0-6	600	195	150	1-21/32	1-7/8	2-7/8	25	1/2
IPC-250-4/0	2	250kcmil-1	4/0-6	600	260	205	1-7/8	2-11/32	3-11/32	30	5/8
IPC-350-4/0	3	350kcmil-4/0	4/0-10	300 (480 Grounded Y System)	260	205	1-43/64	2-7/16	3-1/8	25	5/8
IPC-350-350	4	350kcmil-4/0	350kcmil-4/0	300 (480 Grounded Y System)	350	280	2-43/64	2-23/32	3-1/4	25	5/8
IPC-500-12	1	500kcmil-250kcmil	10-12	300 (480 Grounded Y System)	40	35	1-43/64	2-7/16	3-1/4	25	5/8
IPC-500-250	1	500kcmil-250kcmil	250kcmil-4	600	290	230	2-27/64	2-29/32	3-3/4	55	5/8-11/16
IPC-500-500	1	500kcmil-300kcmil	500kcmil-250kcmil	600	430	350	3-3/16	3-5/8	5	75	7/8-7/8
IPC-750-500	1	750kcmil-500kcmil	500kcmil-350kcmil	600	430	350	3-3/16	3-5/8	5	75	7/8-7/8

All wire sizes, unless noted otherwise, are American Wire Gauge (AWG)

Tested to UL 486A/B, UL File E6207

TYPE IPC



Features

- Body is molded from tough, resilient glass-filled nylon
 - Compact design
 - Tin plated copper contact teeth
 - Insulation piercing
 - Perforated end tabs
 - Pre-filled with silicone lubricant
 - Versatile
 - Increased safety
- Horizontal line grid
 - Temperature rating 90° C

Benefits

- Provides high degree of breakage resistance and long dependable use
- Saves space
- Easily penetrates most types of insulation
- No need to strip the conductor which saves installation time
- Break out easily by hand
- Prevents oxidation and moisture from entering the contact area
- Can be used as a splice or tap connector
- Contains no external energized parts. Can be installed "hot" on energized conductors providing tap conductor is not under load.
- Provides a visual guide for proper installation of conductors

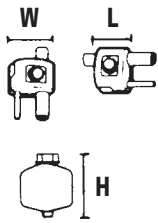


Fig. 1



Fig. 2



Fig. 3



Fig. 4

Catalog Number	Figure Number	Wire Range		Volts	Current Rating		Dimensions			Torque Ft. Lbs.	Bolt Head Size
		Main	Tap		CU	AL	L	W	H		
IPC-1/0-2	3	1/0-8	2-8	300 (480 Grounded Y System)	130	100	1-7/32	1-15/32	2-5/16	16	1/2
IPC-4/0-6	2	4/0-4	6-14	600	75	60	1-27/64	1	1-7/8	13	1/2
IPC-4/0-2/0	3	4/0-2	2/0-6	600	195	150	1-21/32	1-7/8	2-7/8	25	1/2
IPC-250-4/0	2	250kcmil-1	4/0-6	600	260	205	1-7/8	2-11/32	3-11/32	30	5/8
IPC-350-4/0	3	350kcmil-4/0	4/0-10	300 (480 Grounded Y System)	260	205	1-43/64	2-7/16	3-1/8	25	5/8
IPC-350-350	4	350kcmil-4/0	350kcmil-4/0	300 (480 Grounded Y System)	350	280	2-43/64	2-23/32	3-1/4	25	5/8
IPC-500-12	1	500kcmil-250kcmil	10-12	300 (480 Grounded Y System)	40	35	1-43/64	2-7/16	3-1/4	25	5/8
IPC-500-250	1	500kcmil-250kcmil	250kcmil-4	600	290	230	2-27/64	2-29/32	3-3/4	55	5/8-11/16
IPC-500-500	1	500kcmil-300kcmil	500kcmil-250kcmil	600	430	350	3-3/16	3-5/8	5	75	7/8-7/8
IPC-750-500	1	750kcmil-500kcmil	500kcmil-350kcmil	600	430	350	3-3/16	3-5/8	5	75	7/8-7/8

All wire sizes, unless noted otherwise, are American Wire Gauge (AWG)
Tested to UL 486A/B, UL File E6207

E