



Ascent

Smart Locks



Seamlessly integrating smart technology with a sleek design, the Schlage Ascent range of smart locks offers keyless entry, via fingerprint, keypad, key tag or app, ensuring that each home is both stylish and secure.

Enjoy the convenience and peace of mind knowing that homes are protected by a trusted name in security, while also benefiting from the simplicity that smart technology brings to your daily life.

The entire Ascent range is available in two stunning finishes. Black, a cornerstone of contemporary and industrial design trends and Graphite, exuding a sleek aesthetic, making it the perfect refinement choice to any design.

Features

- Simple access including fingerprint, keypad, key tags, app or back-up key (backup key not available on the Smart Lever variant)
- Easy to set up and program using the Schlage Breeze app, program access codes for temporary or recurring visitors
- Send virtual keys to guests, via text message from the Schlage Breeze app
- Use voice commands via Amazon Alexa or Google Assistant
- Firmware updates through the app ensure future compatibility
- Convenience of passage or auto locking modes in the app for easy access
- Supplied with a Schlage C5 cylinder, which can be keyed alike with other Schlage locks*
- Built-in alarm technology triggers an alert if several incorrect codes are attempted
- Audit trail allows you to see who has used the lock and when
- Random PIN number function protects your entry code
- Low battery notification offers weeks of advanced warning for battery replacement
- Emergency access using a USB-C cable and charged power bank

Warranties	
Mechanical	2 years
Finish	allegion.co.nz/finisheswarranty
Electronic	2 years

Technical specifications

Hardware Specification

Materials	Aluminium body and lever
Finishes	Black and Graphite
Keypad	12 keys with individual LED illumination
Feedback	Voice guidance, audible tones and LED indicators
Lock type	Latch or deadbolt included within each pack
Temperature range	-30°C to 55°C
Humidity	0 to 95%, non condensing
Door type	Recommended for aluminium or timber
Batteries	4x 1.5V AA alkaline batteries
Battery life	Approximately 6-12 months (10 uses per day)
Door type	Recommended for aluminium or timber
Door thickness	32-55mm
Backset	60mm or 70mm adjustable
Hole preparation	Suitable for 54mm holes
External body dimensions	Deadbolt 176mm x 73mm x 31mm (L x W x D)
	Entrance Lever 199mm x 76mm x 73mm (L x W x D)
	Smart Lever 59mm x 158mm x 15mm (L x W x D)
Internal body dimensions	Deadbolt 176mm x 75mm x 44mm (L x W x D)
	Entrance Lever 199mm x 76mm x 74mm (L x W x D)
	Smart Lever 59mm x 158mm x 15mm (L x W x D)

Access Specification

Access methods	Fingerprint, keypad, key tag, app or back-up key (key not available on the Smart Lever)
Bluetooth app	Schlage Breeze
Key override	Override cylinder with 2 keys (C5 profile) (key not available on the Smart Lever)
Number of users	500
Key tags	Up to 150 (3x tags included)
PIN code	Up to 150
PIN code length	4-9 digits
Verification time	<1s

Lock Functions

Low battery alarm	Yes
Built-in alarm technology	Yes
Incorrect PIN code lockout alarm	Yes
Passage mode	Yes (via app)
One-time password	Yes
Remote unlocking	Yes (via Schlage Wi-Fi Bridge BZ100)
Generate random PIN codes remotely	Yes
Create custom PIN codes remotely	Yes (via Schlage Wi-Fi Bridge BZ100)
Bluetooth app	Yes (required for setup)

App Specification (Schlage Breeze)


Platform	iPhone (iOS 9.0 and above) Android (4.4 and above)
Languages	English, Japanese, Korean, French, Dutch, Italian, Spanish, German, Portuguese, Polish, Russian, Vietnamese, Arabic, Slovak, Serbian, Malay, Hungarian, Czech, Hebrew, Simplified Chinese, Traditional Chinese (Hong Kong), Traditional Chinese (Taiwan)
Device management	Add, modify, remove, check status
Functions	Lock/unlock, send mobile credentials, add users, and check audit trail

Finishes



Black

Black


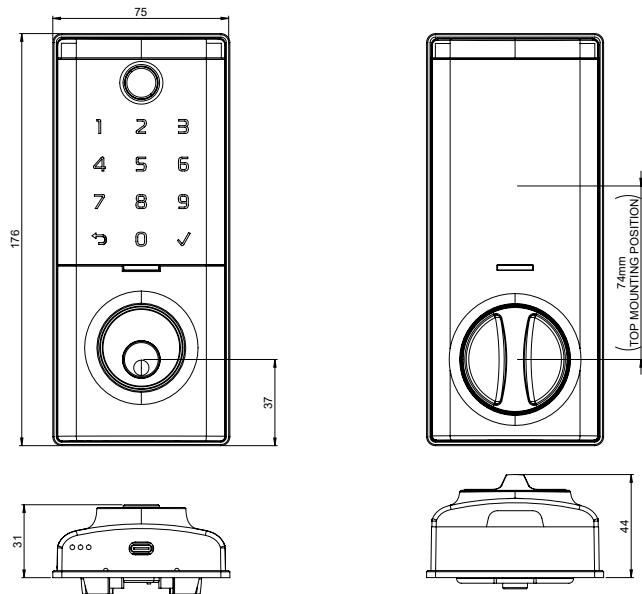


G

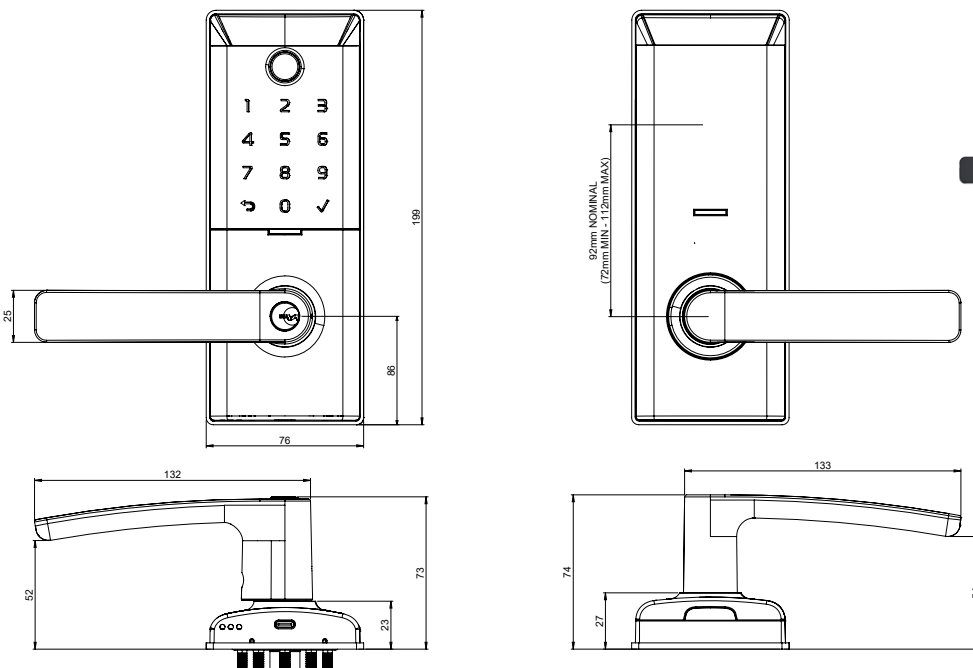
Graphite

Schlage Ascent

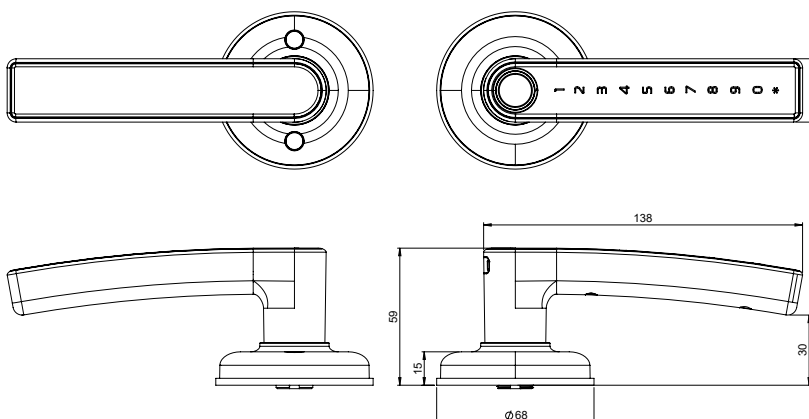
Deadbolt



Entrance Lever



Smart Lever (Internal)



Schlage Ascent Accessories

Schlage Wi-Fi Bridge BZ100

Compatible with	Schlage Accent, Schlage Artus, Schlage Resolute, Schlage Omnia and Schlage eGO Smart Locks
Model	Schlage Wi-Fi Bridge (BZ100)
Dimensions	70mm x 70mm x 26mm
Network	Wi-Fi 2.4GHz
IEEE standard	802.11 b/g/n
Power interface	Type-C USB
Power input	5V/500mA
Warranty	1 year

