



Optima® Sensor Faucet

EAF-100-PLG-ISM-CP-1.0GPM-AER-IQ-FCT

Product description

Plug Adapter Power Supply, Integrated Side Mixer, Polished Chrome Finish, 1.0 gpm, Aerated Spray, Infrared Sensor, Optima® Hardwired-Powered Deck-Mounted Mid Body Faucet.

Compliances & Certifications



(ADA Compliant, ASME A112.18.1 Compliant, CEC Compliant, EPD, HPD, IAPMO, Proposition 65, TAS, UPC Low Lead Certified, WELL Building Standard)

Code 3335123






Finish

 Polished Chrome (CP)

Connectivity

 Bluetooth Adapter

Downloads

-  [EAF 100_150 Installation Instructions.pdf](#)
-  [EAF 100_150 \(SP\) Installation Instructions.pdf](#)
-  [Optima Plus EAF 100 Repair and Maintenance Guide.pdf](#)
-  [Faucet Spray Heads Maintenance Guide.pdf](#)
-  [Faucet and Soap Dispenser Brochure.pdf](#)
-  [Faucets Brochure \(Spanish\).pdf](#)
-  [Additional Downloads](#)

Videos

 Sloan Connect App®

Details

- Flow Rate: 1.0 gpm (3.8 Lpm) (1.0GPM)
- Spray Type: Aerated (AER)
- Sensor Type: Infrared
- Mounting Type: Single Hole
- Power Supply: Plug Adapter (PLG)
- Temperature Mixer: Integrated Side Mixer (ISM)
- Finish: Polished Chrome (CP)
- Factory Default Timeout: 30s
- Factory Default GPC: 0.5 gpc

Features

Commercial Grade, ADA Compliant, Electronic, Sensor-Activated, Die-Cast Metal Hand Washing Faucet with the following features:

- Double Infrared Sensors with Automatic Setup and Indicator Light
- Automatic Self-adapting Sensor Technology
- Magnetic Solenoid Valve
- Water Supply Connection with Flexible High-pressure Hose and Strainer
- 6 Volt DC Plug-in Adapter (must be ordered separately for Less transformer (-LT) faucets)
- Daisy Chain Electrical Splitter Cable not included with Less transformer (-LT) faucets
- Appropriate Mounting Hardware included
- Optional 24 Hour Sentinel Activation
- 3 year limited warranty
- Includes EAF44 Power Splitter
- Chrome plated finish
- 1.0GPM sprayhead with laminar flow pattern
- Includes 120V plug-in transformer
- Integrated Side Mixer (ISM) included in spout for temperature setting and adjustment. Also includes cap to cover handle if removed.
-

Electrical specifications

- Sensor Range: 4" -5" (102-127 mm)
- Timeout Adjustment Setting: 30 Seconds

Warranty

[View Warranty Information](#)

Notes

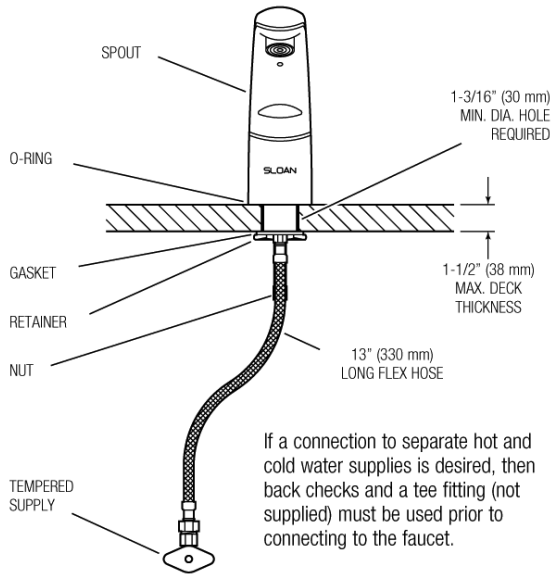
All information contained within this document subject to change without notice.

Looking for other variations of the EAF-100 product? [View the general spec sheet with all options.](#)

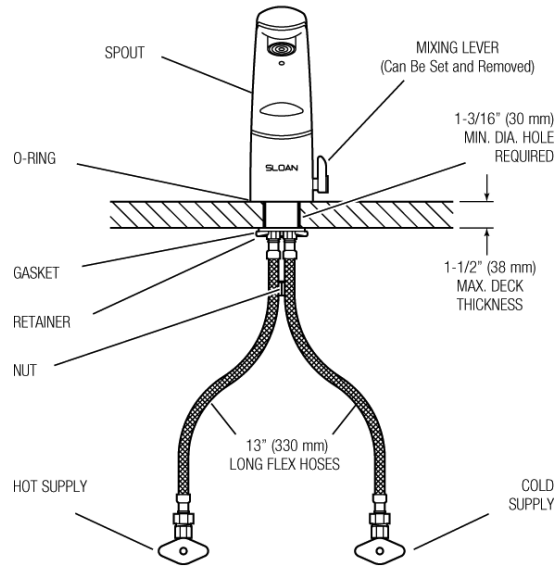
[Find a matching soap dispenser](#) for this faucet.

[Find a compatible sink](#) for this faucet

EAF-100, EAF-100-LT, EAF-100-P, EAF-100-P-IC, AND EAF-100-LT-IC
Faucets with Single Line Water Supply



EAF-100-ISM, EAF-100-ISM-IC AND EAF-100-ISM-DPU-IC
Faucets with Hot and Cold Water Supply



When the EAF faucet is installed on a sink that has three (3) hole punchings, a Trim Plate should be used. Trim Plates must be specified and ordered separately:

SFP-11
Trim Plate for 4" (102 mm) Centerset Sink

SFP-22
Trim Plate for 8" (204 mm) Centerset Sink

