
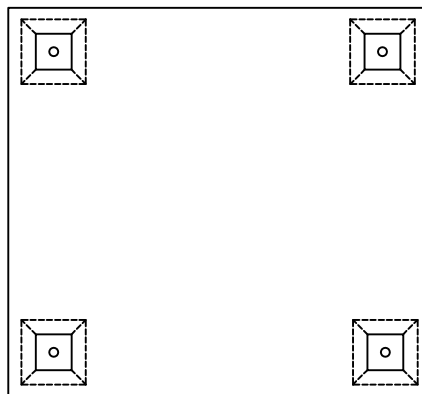


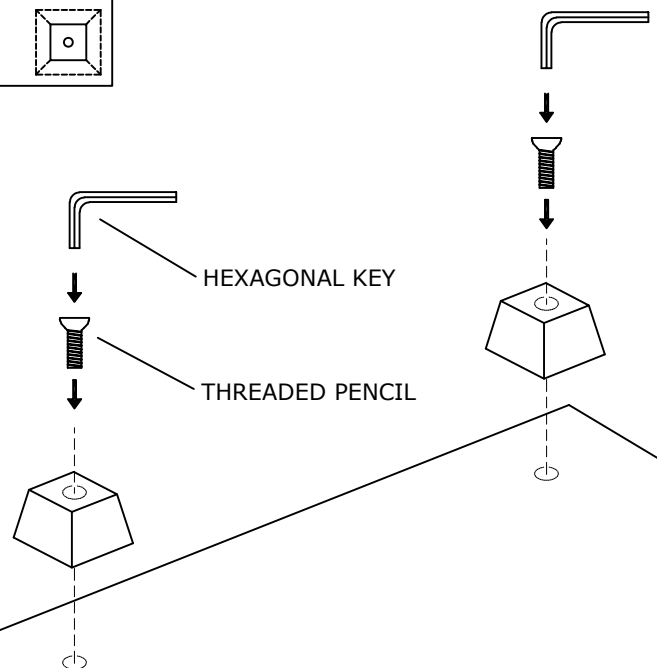
Thank you for purchasing this quality product. Be sure to unpack carefully looking for small parts which may have come loose during shipment. Read all instruction and study the drawing carefully before starting the assembly process.



BOTTOM VIEW



4 pcs	1 pcs	4 pcs



Unwrap the chair and turn it over.

Position and screw the foot in the position shown as a drawing, with threaded pin and hexagonal key.

Repeat this process on all feet.