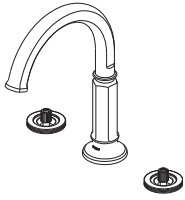


LAVATORY FAUCETS

ITEM

ITEM NO.

DESCRIPTION



WIDESPREAD LAVATORY FAUCET WITH ARC SPOUT - LESS HANDLES

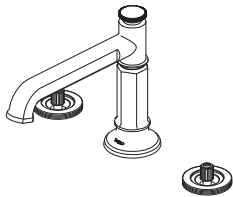
1.5 GPM MODELS

- 65376LF-PCLHP
- 65376LF-NKLHP
- 65376LF-PGLHP
- 65376LF-GLLHP
- 65376LF-SLLHP

1.2 GPM MODELS

- 65376LF-PCLHP-ECO
- 65376LF-PGLHP-ECO
- 65376LF-GLLHP-ECO
- 65376LF-SLLHP-ECO
- 65376LF-NKLHP-ECO

- Hidden water-efficient, laminar flow stream straightener
- 3-hole installation
- Overall height = 9 3/16", spout outlet to deck = 6", spout reach = 6"
- Accommodates up to 2 1/2" deck thickness
- Ceramic cartridge
- MUST ORDER DRAIN SEPARATELY; push button or grid strainer drains available
- 1.5 gpm @ 60 psi, 5.7 L/min @ 414 kPa
- ECO models: 1.2 gpm @ 60 psi, 4.5 L/min @ 414 kPa
- MUST ORDER HANDLES SEPARATELY



WIDESPREAD LAVATORY FAUCET WITH COLUMN SPOUT - LESS HANDLES


1.5 GPM MODELS

- 65377LF-PCLHP
- 65377LF-NKLHP
- 65377LF-PGLHP
- 65377LF-GLLHP
- 65377LF-SLLHP

1.2 GPM MODELS

- 65377LF-PCLHP-ECO
- 65377LF-PGLHP-ECO
- 65377LF-GLLHP-ECO
- 65377LF-SLLHP-ECO
- 65377LF-NKLHP-ECO

- Hidden water-efficient, laminar flow stream straightener
- 3-hole installation
- Overall height = 5 3/4", spout outlet to deck = 3 1/2", spout reach = 6"
- Accommodates up to 2 1/2" deck thickness
- Ceramic cartridge
- Metal pop-up drain included
- 1.5 gpm @ 60 psi, 5.7 L/min @ 414 kPa
- ECO models: 1.2 gpm @ 60 psi, 4.5 L/min @ 414 kPa
- MUST ORDER HANDLES SEPARATELY



WIDESPREAD LAVATORY FAUCET WITH ANGLED SPOUT - LESS HANDLES

1.5 GPM MODELS

- 65378LF-PCLHP
- 65378LF-NKLHP
- 65378LF-PGLHP
- 65378LF-GLLHP
- 65378LF-SLLHP

1.2 GPM MODELS

- 65378LF-PCLHP-ECO
- 65378LF-PGLHP-ECO
- 65378LF-GLLHP-ECO
- 65378LF-SLLHP-ECO
- 65378LF-NKLHP-ECO

- Hidden water-efficient, laminar flow stream straightener
- 3-hole installation
- Overall height = 4 3/16", spout outlet to deck = 2 1/2", spout reach = 6"
- Accommodates up to 2 1/2" deck thickness
- Ceramic cartridge
- Metal pop-up drain included
- 1.5 gpm @ 60 psi, 5.7 L/min @ 414 kPa
- ECO models: 1.2 gpm @ 60 psi, 4.5 L/min @ 414 kPa
- MUST ORDER HANDLES SEPARATELY



HANDLE KITS: WIDESPREAD LAVATORY FAUCETS

ITEM


ITEM NO.

ITEM

ITEM NO.

ITEM

ITEM NO.



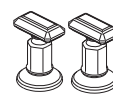
LEVER

- HL5376-PC
- HL5376-PG
- HL5376-GL
- HL5376-SL
- HL5376-NK



CROSS

- HX5376-PC
- HX5376-PG
- HX5376-GL
- HX5376-SL
- HX5376-NK



BLACK CRYSTAL KNOB

- HK5376-PCBC
- HK5376-PGBC
- HK5376-GLBC
- HK5376-SLBC
- HK5376-NKBC

DESCRIPTION

- Handles are ADA compliant
- Model number = one pair of handles

