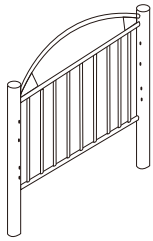


ASSEMBLY INSTRUCTION

TWIN/TWIN BUNK BED

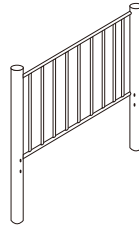
PART LIST:



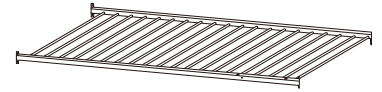
A: UPPER LEFT SIDE FRAME
1pc



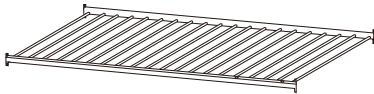
B: UPPER RIGHT SIDE FRAME
1pc



C: LOWER SIDE FRAME
2pcs



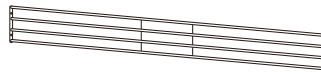
D: UPPER SLAT FRAME
1pc



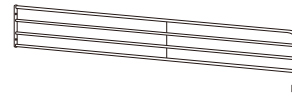
E: LOWER SLAT FRAME
1pc



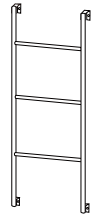
F: SUPPORT BAR
4pcs



G: REAR GUARD RAIL
1pc



H: FRONT GUARD RAIL
1pc



I: LADDER
1pc

HARDWARE SET:



1: Bolt
1/4"x25mm
X 6pcs



2: Bolt
5/16"x25mm
X 16pcs



3: Bolt
5/16"x40mm
X 5pcs



4: Nut
5/16"
X 1pcs




5: Spring Washer
X 16pcs



6: Washer
15mm
X 6pcs



7: Washer
17mm
X 21pcs



8: Wrench
X 1pc



9: L-Allen Key M5
X 1pc

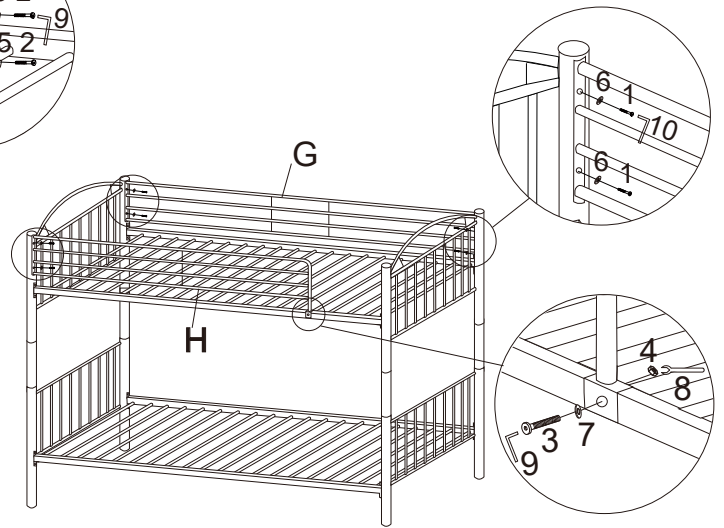
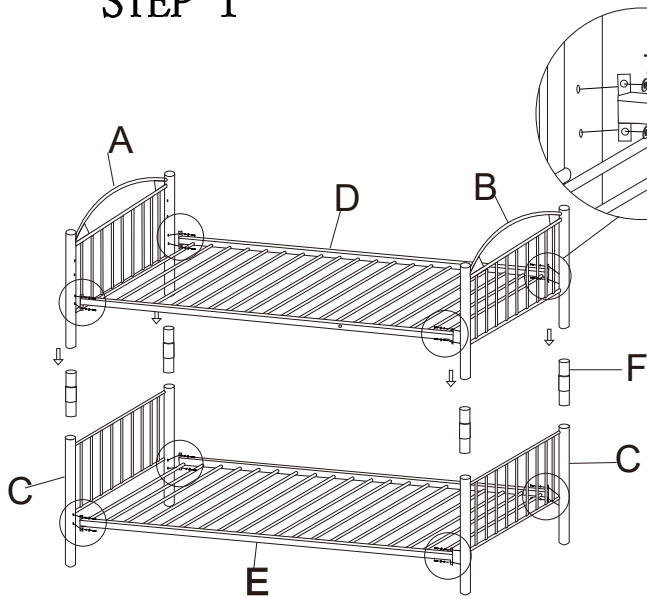


10: L-Allen Key M4
X 1pc

Note: Please do not tighten all bolts until the bed is assembled completely.

STEP 1

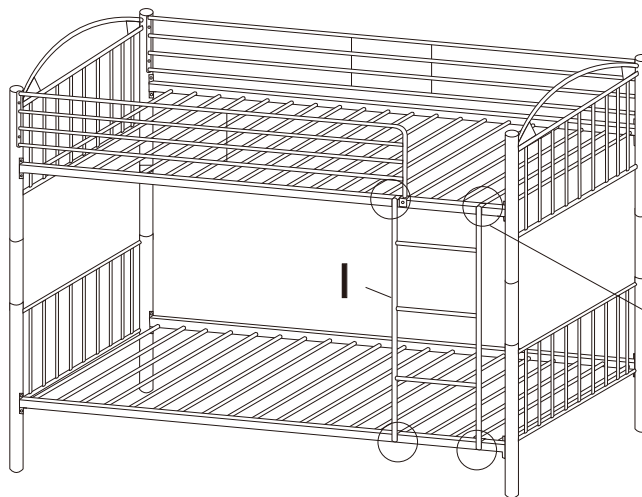
STEP 2



Hardware 2:16 pcs
Hardware 5:16 pcs
Hardware 7:16 pcs

Hardware 1:6 pcs
Hardware 6:6 pcs
Hardware 3:1 pcs
Hardware 7:1 pcs
Hardware 4:1 pcs

STEP 3



Hardware 3:4 pcs
Hardware 7:4 pcs



For items use on wooden floor, hard surfaces or carpets, it is recommended to install protective pads under all legs and supports to avoid/prevent from damages/scratches and discoloration.



SAFETY WARNING

Homelegance puts your child's safety as a Top Priority. Our bunk beds have been tested by an independent laboratory and certified to be in compliance with ASTM F-1427, "Standard Consumer Safety Specification for Bunk Beds" and U.S. Government specifications 16 Code of Federal Regulations, Parts 1213 and 1513.

1. Follow the information on the warning attached to the upper end structure and on the carton. Do not remove this label.
2. Always use the recommended size mattress or mattress support or both to help prevent the likelihood of entrapment or falls.
3. Ensure thickness of mattress does not exceed 6" and mattress surface at least 5" inches below upper edge of guardrails.
4. Do not allow children less than six years of age to use the upper bunk.
5. Prohibit more than one person on upper bunk.
6. Periodically check and ensure that the guardrail, ladder and other components are in their proper position, free from damage, and that all connectors are tight.
7. Do not allow horseplay on or under the bed and prohibit jumping on the bed.
8. Always use the ladder for entering and leaving the upper bunk.
9. Do not use substitute parts. Contact the manufacturer or dealer for replacement parts.
10. Use of a night light may provide added safety precaution for a child using upper bunk.
11. If the bunk bed will be placed next to a wall, the guardrail that runs the full length of the bed should be placed against the wall to prevent entrapment between the bed and the wall. (This applies only to bunk beds without two full-length guardrails.)
12. Always use guardrails on both long sides of the upper bunk.
13. The use of water or sleep flotation mattress is prohibited.
14. Keep these instructions for future reference.

STRANGULATION HAZARD:

15. Never attach or hang items to any part of the bunk bed that are not designed for use with the bed for example, but not limited to hooks, belts, and jump ropes.

SIZE OF MATTRESS AND FOUNDATION:

Use only mattress which is 37 ½" - 38 ½" in width for upper bed, 37 ½" - 38 ½" in width for lower bed and 74"-75" in length for upper and lower bed. The total thickness of mattress and foundation (slat kit, bunk, ect.) combined must not exceed 6". Note: There must be at least 5" from mattress sleeping surface to top edge of guardrail.

REPLACEMENT PARTS:

Replacement parts, including additional guardrails may be obtained from any Homelegance Dealer.