

# CLASSENTINO MARBLE™



## COLORBODY™ PORCELAIN WITH GLAZED CERAMIC WALL TILE

TRUEEDGE™ | REVEAL IMAGING®


### COLORBODY™ PORCELAIN FLOOR TILE - AVAILABLE IN MATTE AND POLISHED




**CT30** Palazzo White




**CT31** Corinth Beige



**CT32** Coliseum Gray




**CT33** Imperial Brown




**CT34** Centurio Black


### GLAZED CERAMIC WALL TILE - SATIN



**CT30** Palazzo White - Flat




**CT31** Corinth Beige - Flat




**CT32** Coliseum Gray - Flat



**CT30** Palazzo White - Bold



**CT31** Corinth Beige - Bold



**CT32** Coliseum Gray - Bold



**CT30** Palazzo White - Rake




**CT31** Corinth Beige - Rake




**CT32** Coliseum Gray - Rake


### COLORBODY™ PORCELAIN CLASSIC WEAVE MOSAIC - POLISHED 14 x 14.5 SHEET



**CT35** Coliseum Gray & Palazzo White



**CT36** Palazzo White & Centurio Black




**CT37** Corinth Beige & Imperial Brown


### COLORBODY™ PORCELAIN 2 x 3 LINEAR HEX MOSAIC - MATTE 12 x 12 SHEET



**CT30** Palazzo White




**CT31** Corinth Beige



**CT32** Coliseum Gray



**CT33** Imperial Brown



**CT34** Centurio Black

### USAGE

Floors	Walls	Countertops
F	W	C

**SIZES**

			Thickness	Sq. Ft./ Carton	Pieces/ Carton
	24 x 48 Floor Tile	(23-3/8" x 46-15/16") (59.44 cm x 119.2 cm)	3/8"	15.26	2
	24 x 24 Floor Tile	(23-3/8" x 23-3/8") (59.44 cm x 59.44 cm)	3/8"	15.20	4
	12 x 24 Floor Tile	(11-5/8" x 23-3/8") (29.56 cm x 59.44 cm)	3/8"	15.12	8
	8 x 24* Wall Tile	(7-3/4" x 23-3/4") (19.75 cm x 60.42 cm)	3/8"	12.80	10
	2 x 3 Linear Hex Mosaic* (Mesh-Mounted)	(12-1/8" x 12-3/16" Sheet) (30.81 cm x 30.94 cm Sheet)	3/8"	8.50	10
	Classic Weave Mosaic† (Mesh-Mounted)	(14-3/8"x14-9/16" Sheet) (36.49 cm x 37.06 cm Sheet)	3/8"	10.50	10

\*Only available in Matte

†Only available in Polished

\*Only available in Satin

**APPLICATIONS**

	Target DCOF wet	Suitable
Dry & Level - Interior Floor	N/A	■‡
Wet & Level - Interior Floor	≥ 0.42	■‡†
Shower Floors (Residential or Light Commercial)	≥ 0.42	■‡*
Exterior Floor Applications (including pool decking & other wet areas with minimal footwear)	≥ 0.60	
Ramps & Inclines	≥ 0.65	
Walls/Backsplashes	N/A	■
Countertops	N/A	■‡
Pool Linings	N/A	■‡*

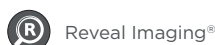
A DCOF value of ≥0.42 is the standard for tiles specified for level interior spaces expected to be walked upon when wet, as stated in ANSI A137.1-A326.3. For more information about DCOF and the DCOF AcuTest™, visit [marazzitile.com/DCOF](http://marazzitile.com/DCOF).

**APPLICATION NOTES:**

Floor tile and mosaics suitable for exterior applications in freezing and non-freezing climates, when proper installation methods are followed.

Wall tile suitable for exterior applications in non-freezing climates, when proper installation methods are followed.

\* Linear Hex Mosaic only † Matte Finish only ‡ Not Applicable for Wall Tile



All or select items within this series meet the requirements for these qualifications. For more information visit [marazzitile.com](http://marazzitile.com).

**TRIM**

Description	Number	Size	Shape
Floor Bullnose	S-43F9	3 x 24	
Jolly	S-1/212J	1/2 x 12	

**INSTALLATION**

Grout Joint Recommendation	Shade Variation
<p><b>Floor:</b> 1/8" (3/16" when multiple sizes are installed in a modular pattern, and/or when installing tile with a length 15" or greater in a staggered brick-joint pattern; overlap should not exceed 33%.)</p> <p><b>Wall:</b> 1/16" (1/8" when rectangular size is installed in a staggered brick-joint pattern; overlap should not exceed 33%.)</p> <p><b>Mosaic:</b> 1/8"</p>	Random Variation

**PERFORMANCE CHARACTERISTICS**

	ASTM#	Matte Floor Result	Polished Floor Result	Mosaic Result	Wall Result
Water Absorption	C373	< 0.5%	< 0.5%	< 0.5%	< 20%
Breaking Strength	C648	> 250 lbs	> 250 lbs	> 275 lbs	120 - 230 lbs
Scratch Hardness	MOHS	8.0	7.0	7.0	4.0 - 6.0
Chemical Resistance	C650	Resistant	Resistant	Resistant	Resistant
Abrasion Resistance	CI027	N/A	N/A	N/A	N/A

For additional information on test results, visit us at: [marazzitile.com/information/TestResults](http://marazzitile.com/information/TestResults).

**NOTES**

Since there are variations in all fired ceramic and natural products, tile and trim supplied for your particular installation may not match samples. Final confirmation should be made from actual tiles and trim prior to installation. Manufactured in accordance with ANSI A137.1 standards.

Not for use on ramps. Water, oil, grease, improper drainage and certain footwear can create slippery conditions. Floor applications expected to be exposed to these conditions require extra caution in product selection.

For additional information refer to "Factors to Consider" at: [marazzitile.com/Factors](http://marazzitile.com/Factors).

Random visuals enhance the natural beauty of this product. To achieve optimal results, all tile should be selected from multiple cartons and shading and graphic arrangement planned prior to installation.

Special consideration needs to be given when installing tiles greater than 15 inches. Please refer to [marazzitile.com/LargeTiles](http://marazzitile.com/LargeTiles) for more information.

Manufacturer Advisory: All tile is measured by the DCOF AcuTest™ method. Tiles with DCOF values <0.42 are not recommended for use in areas with wet or slippery conditions. For more information, see ANSI standard A137.1 section 6.2.2.1.10, available at [www.tileusa.com](http://www.tileusa.com).

Special care should be taken when grouting with dark pigmented colors. A grout release is recommended to prevent finely powdered pigments from lodging in the pores of the surface. Use of a latex modified thin-set is recommended for installation.