



Quality Gloves Since 1975

PRE-LOADED CLIP STRIP ASSEMBLY AND PACKAGING INSTRUCTIONS

预加载夹条组装和包装说明

STEP 1: 步骤 1

Attach gloves to pegs

把手套系在钉子上

Attach the black hook or hole in hangtag (attached to pair of gloves) into the plastic peg at the bottom of the Clip Strip. **(Figure 1)**

将吊牌上的黑色钩或孔（附在手套上）装到夹条底部的塑料销钉中。（图1）

Check Kinco PO for the pair quantity to be attached to each clip strip (8 pair, 10 pair, or 12 pair). Attach this quantity of pairs to the clip strip starting from the bottom and following the spacing shown in **(Figure 2)**.

检查Kinco PO，了解每个夹条（8对、10对或12对）的成对数量。从底部开始，按照如图2所示的间距，将此数量的线对连接到夹条上。（图2）

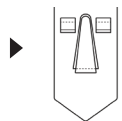
Hangtag with hook
带钩吊牌



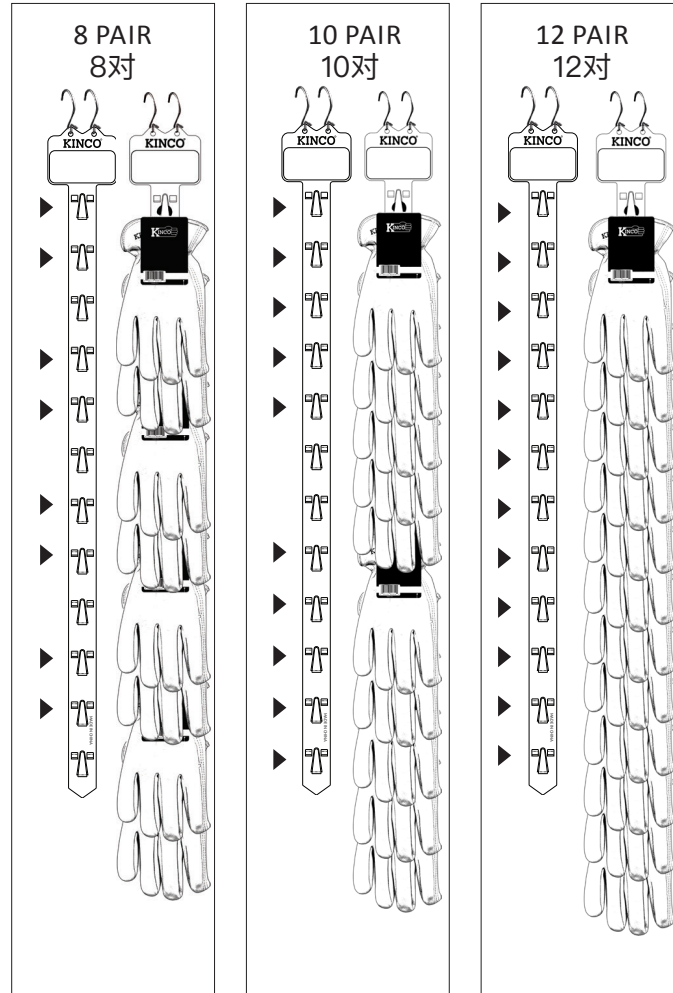
Hangtag with triangle hole
三角孔吊牌



Start attaching gloves
at bottom
开始在底部戴手套



(Figure 1)
(图1)



(Figure 2)
(图2)

STEP 2: 步骤 2

Seal clip strip in plastic film

用塑料薄膜密封夹条

Place gloves inside of the plastic film tubing by pulling arm through the plastic film tubing and pulling the loaded Clip Strip through it. Keep extra plastic film at the top and the bottom.

(Figure 3)
将手套放在塑料薄膜管内，方法是将手臂拉过塑料薄膜管并将加载的卡子条拉过。在顶部和底部保留额外的塑料薄膜（图3）。

Use heat gun or heat machine to warm up and shrink plastic. If using heat gun, make sure you are keeping it about 3 cm away and moving it continually to ensure holes are not made in the plastic. 用热枪或热机加热和收缩塑料。如果使用热喷枪，请确保保持距离约3厘米，并不断移动，以确保塑料中没有孔。



Keep Clip Strip price plate outside of the plastic film/tubing.

将夹条价格牌放在塑料薄膜/管道外面

(Figure 3)
(图3)

STEP 2: 步骤 2: (继续)
(Cont'd)

Seal clip strip in plastic film
用塑料薄膜密封夹条

Seal the bottom and compress closed. Compress plastic at the top of the clip strip just above the gloves but below the price plate. Make sure the price plate and hooks stay out of the plastic film wrap. **(Figure 4)**

密封底部并压缩。将夹条顶部的塑料压缩到手套正上方但价格牌下方。确保价格牌和挂钩远离塑料薄膜包装。(图4)



(Figure 4)
(图4)

STEP 3: 步骤 3

Apply barcode sticker
贴条形码标签

Apply inner pack barcode sticker to the outside of the shrink film.

(Figure 5)

将内包装条形码贴纸贴在收缩膜的外侧。(图5)



6.5 cm x 10 cm

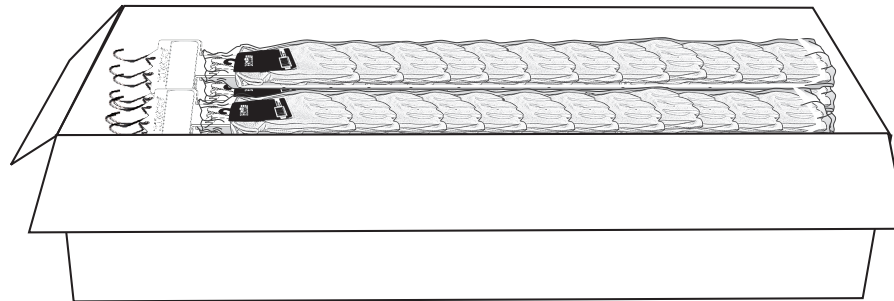


(Figure 5)
(图5)

STEP 4: 步骤 4

Package loaded clip strips
包装装载夹条

Package 6 loaded clip strips per carton. **(Figure 6)**
每箱包装6个装夹条。(图6)



(Figure 6)
(图6)