



TECHNICAL INFORMATION



V1 Uniform Appearance



V2 Slight Variation



Recommend offset pattern $\leq 33\%$



DCOF: > 0.42



Frost Resistant



Water Absorption: 0.0008



Made in Italy

Field & Slabs

Field Tile


48" x 112" x 6mm Rectified
 48" x 96" x 6mm Rectified
 48" x 48" x 6mm Rectified
 32" x 32" x 9mm Rectified
 24" x 48" x 6mm Rectified
 24" x 48" x 9mm Rectified
 24" x 48" x 20mm Rectified
 24" x 24" x 9mm Rectified
 16" x 32" x 9mm Rectified



Build White CE (V2)
FLO BTWC



Build White GG (V2)
FLO BTWG



Build White TU (V1)
FLO BTWT



Build Bone CE (V2)
FLO BTBC




Build Bone GG (V2)
FLO BTBG



Build Bone TU (V1)
FLO BTBT

Slabs


48" x 112" x 6mm Rectified
 48" x 96" x 6mm Rectified
 48" x 48" x 6mm Rectified



Build Mud CE (V2)
FLO BTMC



Build Mud GG (V2)
FLO BTMG



Build Mud TU (V1)
FLO BTMT



Build Coal CE (V2)
FLO BTCC



Build Coal GG (V2)
FLO BTGC



Build Coal TU (V1)
FLO BTCT

Slabs




Bottle (V1)
FLO BTBO
Gloss & Matte
24" x 48" x 6mm Rectified
48" x 48" x 6mm Rectified
48" x 95" x 6mm Rectified
48" x 110" x 6mm Rectified



Burgundy (V1)
FLO BTBU
Gloss & Matte
24" x 48" x 6mm Rectified
48" x 48" x 6mm Rectified
48" x 95" x 6mm Rectified
48" x 110" x 6mm Rectified



Cream (V1)
FLO BTCR
Gloss & Matte
24" x 48" x 6mm Rectified
48" x 48" x 6mm Rectified
48" x 95" x 6mm Rectified
48" x 110" x 6mm Rectified




Crimson (V1)
FLO BTCT
Gloss & Matte
24" x 48" x 6mm Rectified
48" x 48" x 6mm Rectified
48" x 95" x 6mm Rectified
48" x 110" x 6mm Rectified



Fuschia (V1)
FLO BTFU
Gloss & Matte
24" x 48" x 6mm Rectified
48" x 48" x 6mm Rectified
48" x 95" x 6mm Rectified
48" x 110" x 6mm Rectified



Midnight (V1)
FLO BTMI
Gloss & Matte
24" x 48" x 6mm Rectified
48" x 48" x 6mm Rectified
48" x 95" x 6mm Rectified
48" x 110" x 6mm Rectified



Mustard (V1)
FLO BTMU
Gloss & Matte
24" x 48" x 6mm Rectified
48" x 48" x 6mm Rectified
48" x 95" x 6mm Rectified
48" x 110" x 6mm Rectified



Scarlet (V1)
FLO BTSC
Gloss & Matte
24" x 48" x 6mm Rectified
48" x 48" x 6mm Rectified
48" x 95" x 6mm Rectified
48" x 110" x 6mm Rectified



Sky (V1)
FLO BTSK
Gloss & Matte
24" x 48" x 6mm Rectified
48" x 48" x 6mm Rectified
48" x 95" x 6mm Rectified
48" x 110" x 6mm Rectified



Teal (V1)
FLO BTTE
Gloss & Matte
24" x 48" x 6mm Rectified
48" x 48" x 6mm Rectified
48" x 95" x 6mm Rectified
48" x 110" x 6mm Rectified

Florim

Tiles, Mosaic and Trim*

SIZE	ACTUAL	THICKNESS	FINISH
48" x 112" Slab Rectified	47.24" x 110.24"	6	Gloss & Matte
48" x 96" Slab Rectified	47.24" x 94.49"	6	Gloss & Matte
48" x 96" Slab R+PTV Rectified	47.24" x 94.49"	6	Bush-hammered
48" x 48" Slab Rectified	47.24" x 47.24"	6	Gloss & Matte
48" x 48" Slab R+PTV Rectified	47.24" x 47.24"	6	Bush-hammered
32" x 32" Soft Rectified	31.50" x 31.50"	9	Satin or Semi-Matte
24" x 48" Rectified	23.62" x 47.24"	9	Gloss & Matte
24" x 48" Rectified	23.62" x 47.24"	6	Gloss
24" x 48" Soft Rectified	23.62" x 47.24"	9	Satin or Semi-Matte
24" x 48" 2cm Textured Rectified	23.62" x 47.24"	20	Bush-hammered
24" x 24" Rectified	23.62" x 23.62"	9	Gloss & Matte
24" x 24" R+PTV Rectified	23.62" x 23.62"	9	Bush-hammered
24" x 24" Soft Rectified	23.62" x 23.62"	9	Satin or Semi-Matte
24" x 24" Textured Rectified	23.62" x 23.62"	9	Bush-hammered
16" x 32" Rectified	15.75" x 31.50"	9	Matte/Natural
16" x 32" Soft Rectified	15.75" x 31.50"	9	Satin or Semi-Matte
16" x 32" Textured Rectified	15.75" x 31.50"	9	Bush-hammered
12" x 24" Rectified	11.81" x 23.62"	9	Gloss & Matte
12" x 24" R+PTV Rectified	11.81" x 23.62"	9	Bush-hammered
12" x 24" Soft Rectified	11.81" x 23.62"	9	Satin or Semi-Matte
12" x 24" Textured Rectified	11.81" x 23.62"	9	Bush-hammered

* Not all sizes are available in all colors and finishes.



Performance Characteristics


	6mm	9mm	20mm
Breaking Strength	1350 N	2200 N	14000 N
Chemical Resistance	UA	UA-ULA-UHA	UA-ULA-UHA
DCOF	> 0.42	> 0.42	> 0.42
Deep Scratch Resistance - Unglazed	140mm ³	140mm ³	140mm ³
Frost Resistance	Resistant	Resistant	Resistant
Mohs Hardness - EN101	N/A	N/A	N/A
Water Absorption	0.0008	0.0008	0.0008
Certifications	N/A	N/A	N/A
Country of Origin	Italy	Italy	Italy
Shade Variation Code	V1 & V2	V1 & V2	V1 & V2



Application**

		6mm		9mm		20mm	
		WALL	FLOOR	WALL	FLOOR	WALL	FLOOR
Interior	Residential	•		•	•	•	•
Interior	Commercial	•		•	•	•	•
Interior	Heavy Commercial	•		•	•	•	•
Exterior	Residential/Commercial			•		•	•

** These recommendations are not defined by ANSI Standards



VIRGINIATILE

Please see virginiatile.com for details