

**SPECIFICATIONS**

Certifications/Qualifications

ADA Compliant	No
Prop65	Yes
DarkSky Approved	No
	<a href="http://kichler.com/warranty">kichler.com/warranty</a>

Dimensions

Length	12"
Width	0.5"
Weight	0.3 LBS

Light Source

Dimmable	No
----------	----

Mounting/Installation

Interior/Exterior	Interior Product
Modular	No

**FIXTURE ATTRIBUTES**

















Housing/Glass

Primary Material	Steel
Shade Included	No

Product/Ordering Information

SKU	2999CPZ
Finish	Champagne Bronze™
UPC	783927028639

Finishes

-  Antique Copper
-  Antique Pewter
-  Anvil Iron
-  Architectural Bronze
-  Black
-  Brushed Natural Brass
-  Brushed Nickel
-  Champagne Bronze™
-  Champagne Gold
-  Character Bronze
-  Chrome
-  Classic Bronze
-  Classic Gold
-  Classic Pewter
-  Distressed Antique White
-  Distressed Black
-  Flat Grey



ALSO IN THIS FAMILY

15601WHT



15601AZT

15601BKT















15620AZT



15645AZT



15645BKT

-  Fox Gold
-  Midnight Chrome
-  Mission Bronze
-  Natural Brass
-  Olde Bronze
-  Polished Nickel
-  Satin Bronze
-  Satin Nickel
-  Textured Black
-  Warm Maple Wood
-  Weathered Zinc
-  White