

Nomad
COLLECTION
BY ISLAND STONE

ISLAND STONE



3.5" x 12" - Field Tile - Ash White

Ceramic tiles featuring subtle translucent glazes and effortlessly flowing surface

Island Stone is taking its distinct modern, natural design aesthetic to a new medium—ceramics. Partnering with one of the most well-known ceramic tile manufacturers in Valencia, Spain, and leveraging their 120 years of expertise, Island Stone developed Nomad, a ceramic tile range that features subtle translucent glazes and effortlessly flowing surfaces. Offered in a modern 3.5" x 12" subway format, the collection balances the demand for larger commercial project tiles with a size appropriate for residential use.

The Nomad collection includes three distinctively Island Stone textures, each offering a modern interpretation of naturally occurring elements. Undulating surfaces in the Nomad tiles yield subtle tonal effects in the finished glazes, creating natural visual movement. The collection's six glaze colors are designed to seamlessly fit with other Island Stone offerings.



3.5" x 12" Ebb & Flow - Field Tile - Drift

“Nomad brings the distinct adventurous aesthetics of our company into the ceramic medium,” said Nigel Eaton, Island Stone CEO. “The versatility of ceramic provides a canvas for a completely unique line of ceramic tiles designed to work flawlessly with our natural stone and glass options.”

Designers can create custom surfaces by blending the classic undulating field tiles with either of two coordinating decorative tiles: Sago, inspired by tropical palm leaves, features raised striations and curved edges that playfully dance across the surface; Ebb & Flow evokes the rolling lines created by waves flowing toward a sandy coastline. Placed together, the two designs create a harmonious surface of soothing textures.

ORDER SAMPLES

If you are an Island Stone dealer, place an order for your merchandising package by calling 1-800-371-0001. If you are a homeowner or designer looking for a sample, please contact your local tile showroom or fill out the **contact us** form on our website.

FOR ADDITIONAL INFORMATION AND TO ORDER SAMPLES, SIMPLY POINT YOUR PHONE CAMERA AT THE QR CODE BELOW.



3.5"x12" - Field Tile - Utopia

3.5"x12" Ebb & Flow - Field Tile - Drift



3.5"x12" - Field Tile - Just White &
3.5"x12" Ebb & Flow - Field Tile - Drift



3.5"x12" Sago - Field Tile - Nirvana



3.5" x 12" - Field Tile - Sea Foam & Penny Rounds - Mosaic - Pure Silk Matte

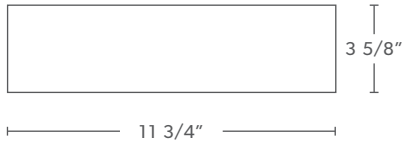
“ THE VERSATILITY OF CERAMIC PROVIDES A CANVAS FOR A COMPLETELY UNIQUE LINE OF CERAMIC TILES DESIGNED TO WORK FLAWLESSLY WITH OUR NATURAL STONE AND GLASS OPTIONS.”

~ NIGEL EATON, CEO OF ISLAND STONE



3.5" x 12" Sago - Field Tile - Nirvana

PATTERNS:

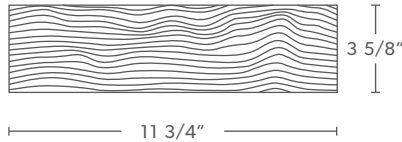


3.5" x 12"

All dimensions are nominal.

One Tile = .30 SF.

Thickness: 3/8"

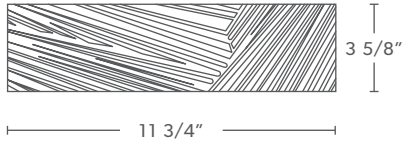


3.5" x 12" EBB & FLOW

All dimensions are nominal.

One Tile = .30 SF.

Thickness: 3/8"

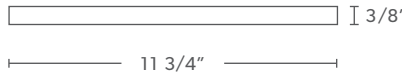


3.5" x 12" SAGO

All dimensions are nominal.

One Tile = .30 SF.

Thickness: 3/8"



PENCIL BULLNOSE

All dimensions are nominal.

One Tile = .98 LF.

Thickness: 1/4"

SUGGESTED USE:

Confirm complete product specifications for each product online.



Interior
Wall



Kitchen
Backsplash



Fireplace
Wall
Not in Firebox



Shower
Wall




Steam Shower
Wall



Exterior
Wall

•Not for use in freeze/thaw environments

COLORS:



Just White



Ash White



Utopia



Sea Foam



Drift



Nirvana



Slight Variation (V2): Just White Only



Moderate Variation (V3): All Other Colors

Both Ebb & Flow and Sago patterns are available as a random assortment of 6 different designs.

FINISH

Gloss

PRODUCT HIGHLIGHTS

- The Nomad Collection is crafted based on generations of fine glazing and tiling experience from a Historic factory in Spain.
- The translucency and liquid like character in Nomad comes from a detailed effort to apply the glaze in a way that fully optimizes the reliefs and textures in the tiles.
- Stringent Quality Standards and lot management for each batch of tile.

ABOUT ISLAND STONE

We are your international, supplier-direct tile partner headquartered in California since 1997. We design, manufacture and supply over 3,000 tons of stone, glass and timber tile each year to showrooms across the globe. Our team is available to talk through product specification needs for interior design and architectural projects. Our in-house product experts can assist you with technical product questions to help ensure that your project turns out the way you envisioned.



3.5"x 12" Ebb & Flow - Field Tile - Just White