

THEORETICAL™
COLORBODY™ PORCELAIN & GLAZED CERAMIC



Photo features Theoretical Creative Gray 12 x 24 on the floor and Bricktown™ Arctic Bend 2 x 8 on the wall.

THEORETICAL™ COLORBODY™ PORCELAIN FLOOR & GLAZED CERAMIC MOSAIC WITH REVEAL IMAGING®

With a nod to minimalist simplicity, Theoretical™ by American Olean® is inspired by the modern, industrial look of cement. Reimagined with subtle graphic variation for added richness and depth, its versatility makes it perfect for commercial or urban residential applications. Available in 10 neutral hues to complement a range of color palettes and patterns, including the Theoretical Bold™ series, Theoretical is the perfect foundation for endless design options.

THEORETICAL™

COLORBODY™ PORCELAIN FLOOR TILE



WHIMSICAL WHITE TH90



LOGICAL GRAY TH95



FUNDAMENTAL GRAY TH94



IDEAL BEIGE TH91



TRUE BEIGE TH92




CREATIVE GRAY TH96



ABSOLUTE BROWN TH93



IMAGINATIVE GRAY TH97



ABSTRACT BLACK TH99



DEEP COPPER TH98



All or select items within this series meet the requirements for these qualifications. For more information visit americanolean.com.

AMERICANOLEAN.COM

GLAZED CERAMIC MOSAIC


FLOOR



WHIMSICAL WHITE TH90



LOGICAL GRAY TH95



FUNDAMENTAL GRAY TH94




IDEAL BEIGE TH91




TRUE BEIGE TH92



CREATIVE GRAY TH96



ABSOLUTE BROWN TH93



IMAGINATIVE GRAY TH97



ABSTRACT BLACK TH99






DEEP COPPER TH98


THEORETICAL™ COLORBODY™ PORCELAIN FLOOR & GLAZED CERAMIC MOSAIC WITH REVEAL IMAGING®

THEORETICAL™

SIZES




			THICKNESS	SQ. FT./ CARTON	PIECES/ CARTON
	24 x 24 Floor Tile * (23-3/8" x 23-3/8" (59.44 cm x 59.44 cm))		5/16"	15.20	4
	12 x 24 Floor Tile * (11-5/8" x 23-3/8" (29.56 cm x 59.44 cm))		5/16"	15.12	8
	2 x 2 Mosaic ■ ■ ■ ■ (12" x 24" Sheet (30.48 cm x 60.96 cm Sheet))		1/4"	24.00	12

LINEAR EXPRESS™ SIZES

			THICKNESS	SQ. FT./ CARTON	PIECES/ CARTON
	6 x 24 Floor Tile * (5-3/4" x 23-3/8" (14.60 cm x 59.44 cm))		3/8"	10.23	11

Additional linear and rectangular sizes available through Linear Express™, American Olean's linear cutting service. Visit americanolean.com/LinearExpress for size and order information.

TRIM

			NUMBER	PIECES/ CARTON
	Floor Bullnose	3 x 12	P-43C9	30
	Cove Base ■	6 x 12	P-36C9TB	22
	Cove Base Outcorner ■	6 x 1	PC-36C9TB	15

Cove base trim is intended to coordinate with floor tile in the standard 90-degree installation position. Cove base and cove corner trim are suitable for non-freezing climates only.
* Modular sizes ■ Dot-mounted □ Ceramic body

INSTALLATION & PRICING

RECOMMENDED GROUT JOINT:

Floor: 1/8" (3/16" when multiple sizes are installed in a modular pattern, and/or when installing tile with a length 15" or greater in a staggered brick-joint pattern; overlap should not exceed 33%).

Mosaic: 1/8"

RELATIVE PRICING: Medium

SHADE VARIATION



PERFORMANCE CHARACTERISTICS

	ASTM#	FLOOR RESULT	MOSAIC RESULT
Water Absorption	C373	< 0.5%	< 3.0%
Breaking Strength	C648	> 275 lbs.	> 250 lbs.
Scratch Hardness	MOHS	8.0	8.0
Chemical Resistance	C650	Resistant	Resistant
Abrasion Resistance	C1027	N/A	4

For additional information on test results, visit us at: americanolean.com/information/TestResults.

USAGE

FLOORS	WALLS	COUNTERTOPS
F	W	C

APPLICATIONS

	TARGET DCOF WET	SUITABLE
Dry & Level – Interior Floor	N/A	●
Wet & Level – Interior Floor	≥ 0.42	●
Shower Floors (Residential or Light Commercial)	≥ 0.42	●*
Exterior Floor Applications (including pool decking & other wet areas with minimal footwear)	≥ 0.60	
Ramps & Inclines	≥ 0.65	
Walls/Backsplashes	N/A	●
Countertops	N/A	●
Pool Linings	N/A	●*

A DCOF value of ≥0.42 is the standard for tiles specified for level interior spaces expected to be walked upon when wet, as stated in ANSI A137.1-A326.3. For more information about DCOF and the DCOF AcuTest™, visit americanolean.com/DCOF.

APPLICATION NOTES:

Floor tile suitable for exterior applications in freezing and non-freezing climates, when proper installation methods are followed.

Mosaic tile suitable for exterior applications in non-freezing climates, when proper installation methods are followed.

* Mosaic tile only

NOTES

Since there are variations in all fired ceramic and natural products, tile and trim supplied for your particular installation may not match samples. Final confirmation should be made from actual tiles and trim prior to installation. Manufactured in accordance with ANSI A137.1 standards.

Not for use on ramps. Water, oil, grease, improper drainage and certain footwear can create slippery conditions. Floor applications expected to be exposed to these conditions require extra caution in product selection.

For additional information refer to "Factors to Consider" at: americanolean.com/Factors.

Special consideration needs to be given when installing tiles greater than 15 inches. Please refer to americanolean.com/LargeTiles for more information.

Special care should be taken when grouting with dark pigmented colors. A grout release is recommended to prevent finely powdered pigments from lodging in the pores of the surface. Use of a latex modified thin-set is recommended for installation.



All or select items within this series meet the requirements for these qualifications. For more information visit americanolean.com.

AMERICANOLEAN.COM