

**Use Snap Cubes. Build each train.**



1. Circle the shortest train.
2. Put an X on the longest train.

**Use Snap Cubes. Build 3 trains. Put them in order from longest to shortest. Write the number of Snap Cubes each train has.**

3. \_\_\_\_\_, \_\_\_\_\_, \_\_\_\_\_

longest  $\longrightarrow$  shortest

**Use Snap Cubes. Build each train. Circle the train that is shorter than the first train.**



Name \_\_\_\_\_

**Challenge!** Use Snap Cubes. Build a train. Draw it. Then build 2 more trains of different lengths. How do these 2 trains compare to the first one?

---

---

---

---

---

---


---

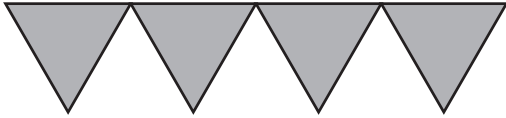
---


---


---

**Use Pattern Blocks. Use the blocks to measure each length.**

1. 



2. 

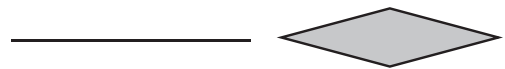


**Use Pattern Blocks. Find each item.  
Use the shape shown to measure the item.  
Draw a picture like the ones above.**

3. one side of a book



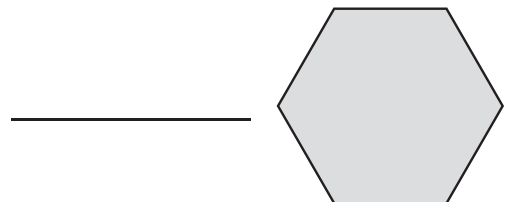
4. straw



5. crayon



6. dollar bill



Name \_\_\_\_\_

**Challenge!** Measure the length of your pencil using the square from the Pattern Blocks. Then measure your pencil using the longest side of the red trapezoid from the Pattern Blocks. Are the measurements the same?

---

---

---

---

---

---

---


---

---

---


**Use a Geared Clock. Model the time shown.  
Write the time.**

1.



\_\_\_\_\_


2.




\_\_\_\_\_

**Use a Geared Clock. Model each time.  
Draw the hands on the clock.**

3. 1:30



4. 6:00



Name \_\_\_\_\_

**Challenge!** At what part of the hour does the hour hand point exactly at a number on the clock face?

---

---

---

---

---

---

---

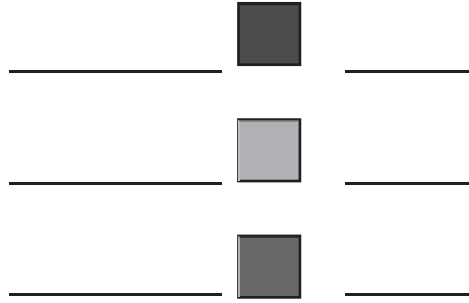

---

---

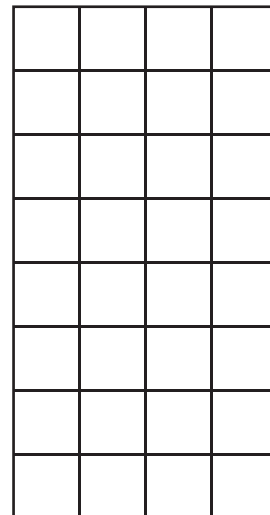
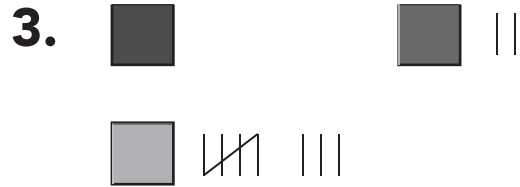
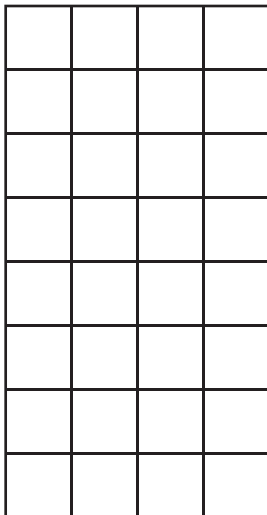
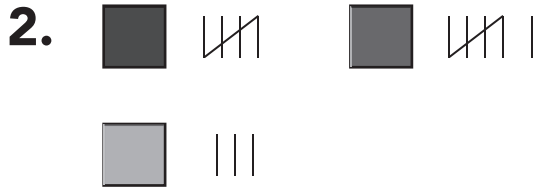
---

**Use Color Tiles. Make the graph. Make tally marks for each color. Write the number.**

1.



**Use Color Tiles. Make each graph. Draw the graph.**



Name \_\_\_\_\_

**Challenge!** If the data for two columns are the same number, what is true about the bars for those columns?

---

---

---

---

---

---

---

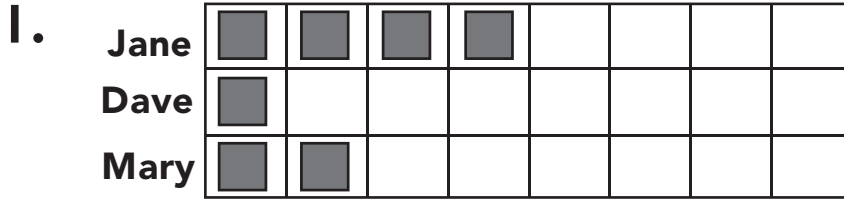
---

---

---



**Use Pattern Blocks. Make the graph. Tell the number of squares for each person.**



Jane \_\_\_\_\_

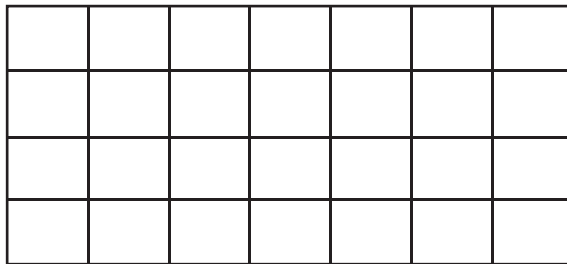
Dave \_\_\_\_\_

Mary \_\_\_\_\_

**Use Pattern Blocks. Make a graph of the set of data. Draw the graph.**

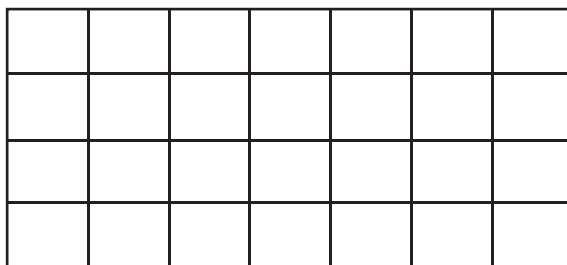
2. Week 1: 6  
Week 3: 1

Week 2: 4



3. Dog: 7  
Bird: 4

Cat: 6



Name \_\_\_\_\_

**Challenge!** What does the graph need on the left side of each row? Why?

---

---

---

---

---

---

---

---

---

---

© ETA hand2mind™