

Kindergarten

**Pre-Assessment Unit 4:
Understanding Addition**

Name: _____

PRE-ASSESSMENT UNIT 4: UNDERSTANDING ADDITION

CCSS: K.OA.A.1, K.OA.A.2, K.OA.A.3, K.OA.A.4, K.OA.A.5

TEKS: K.3

Count the number of pandas in all. Write the number in the middle.

Draw the chocolate chips on the ten frame. Make a number sentence to show how to add the chips.

_____ + _____ = _____


Write the addition number sentences to match the candy in the jars.

_____ + _____ = _____

_____ + _____ = _____

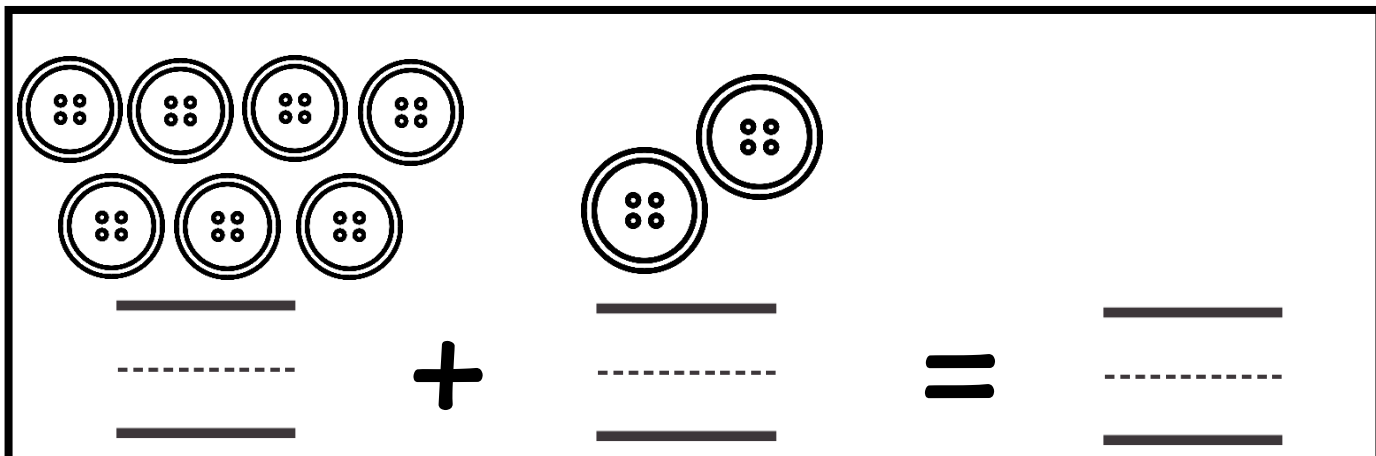
PRE-ASSESSMENT UNIT 4: UNDERSTANDING ADDITION

Count and add the gumballs.




Two gumball machines are shown. The first machine contains 5 gumballs, and the second machine contains 5 gumballs. A plus sign (+) is placed between the two machines. To the right of the plus sign is an equals sign (=) followed by three horizontal lines for writing the answer: a solid top line, a dashed middle line, and a solid bottom line.

Count and add the buttons. Write the number sentence.



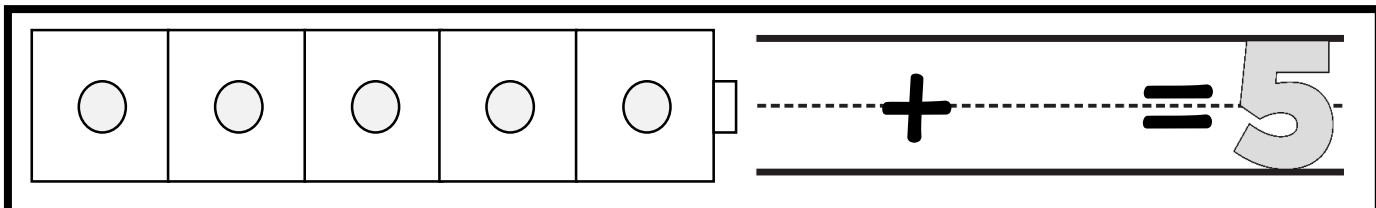
There are two groups of buttons. The first group has 7 buttons (4 in the top row and 3 in the bottom row). The second group has 3 buttons (1 in the top row and 2 in the bottom row). A plus sign (+) is placed between the two groups. To the right of the plus sign is an equals sign (=) followed by three horizontal lines for writing the answer: a solid top line, a dashed middle line, and a solid bottom line.

Count and add. Write the number sentence.



There are two groups of ice cream. The first group has 2 ice cream cones. The second group has 3 ice cream sticks. A plus sign (+) is placed between the two groups. To the right of the plus sign is an equals sign (=) followed by three horizontal lines for writing the answer: a solid top line, a dashed middle line, and a solid bottom line.

Color 1 + 4 = 5 on the cubes.



A row of five cubes is shown, each with a circle on its top face. To the right of the cubes is a plus sign (+) followed by an equals sign (=) and a large number 5. The number 5 is positioned on a dashed line between two solid lines, indicating where to write the answer.

Kindergarten

**Post-Assessment Unit 4:
Understanding Addition**



Name: _____

POST-ASSESSMENT UNIT 4: UNDERSTANDING ADDITION


CCSS: K.OA.A.1, K.OA.A.2, K.OA.A.3, K.OA.A.4, K.OA.A.5

TEKS: K.3

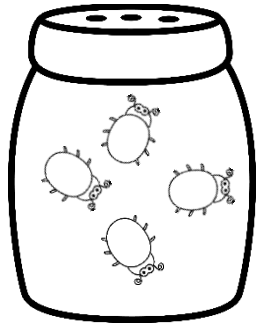
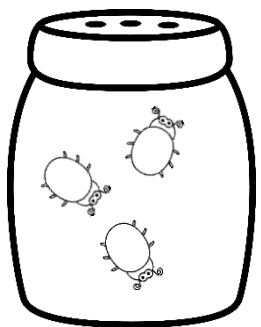
Count the number of ducks in all. Write the number in the middle.

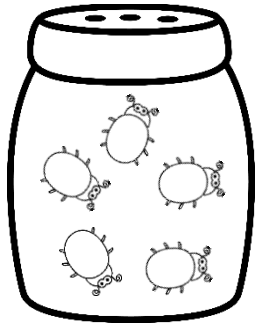

 _____	 _____
_____	_____
_____	_____

Draw the ladybug spots on the ten frame. Make a number sentence to show how to add the spots.

	<table border="1"><tr><td> </td><td> </td><td> </td><td> </td><td> </td></tr><tr><td> </td><td> </td><td> </td><td> </td><td> </td></tr></table>											$\begin{array}{c} \text{---} \\ \text{---} \\ \text{---} \end{array} + \begin{array}{c} \text{---} \\ \text{---} \\ \text{---} \end{array} = \begin{array}{c} \text{---} \\ \text{---} \\ \text{---} \end{array}$


Write the addition number sentences to match the bugs in the jars.

	+		
_____		_____	_____
_____	+	_____	= _____
_____		_____	_____

	+		
_____		_____	_____
_____	+	_____	= _____
_____		_____	_____

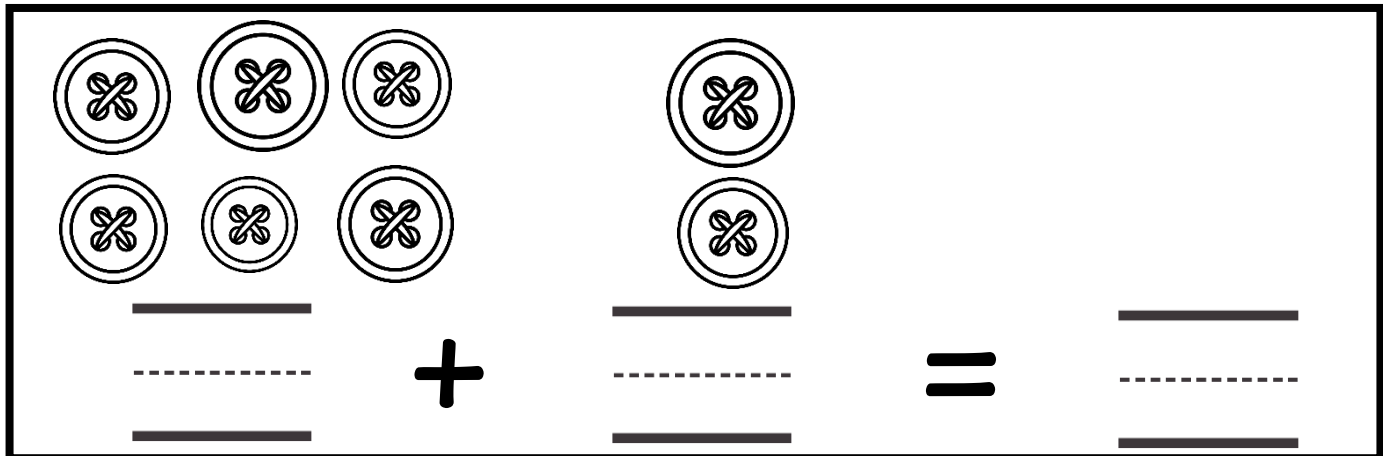
POST-ASSESSMENT UNIT 4: UNDERSTANDING ADDITION

Count and add the fish.



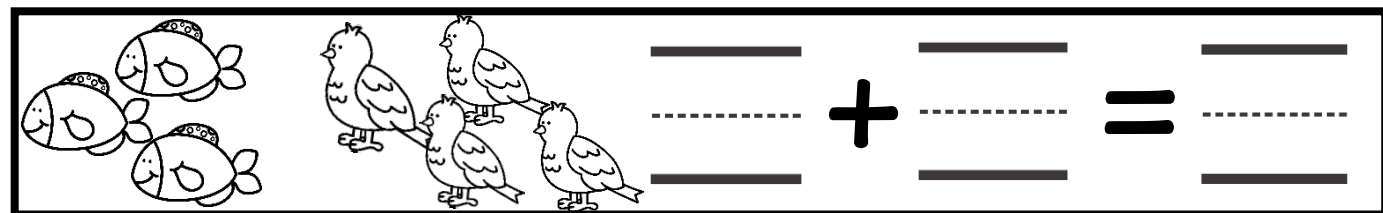
Two fishbowls, each containing 5 fish. A plus sign is between them, followed by an equals sign and three horizontal lines for writing the sum.

Count and add the buttons. Write the number sentence.



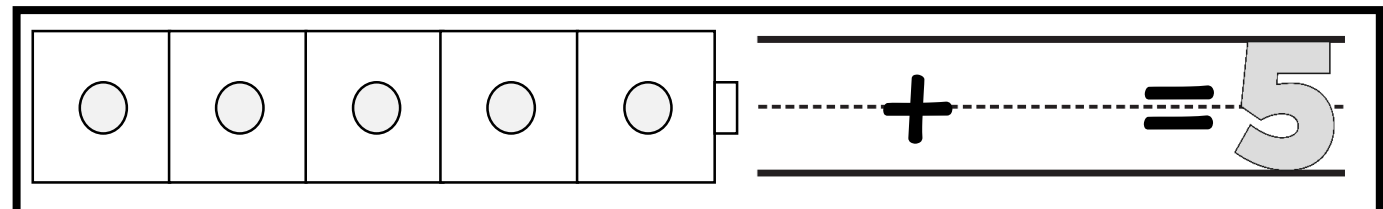
Six buttons arranged in two groups of three and two. A plus sign is between the groups, followed by an equals sign and three horizontal lines for writing the sum.

Count and add. Write the number sentence.



Three fish and four birds. A plus sign is between them, followed by an equals sign and three horizontal lines for writing the sum.

Color 2 + 3 = 5 on the cubes.



Five cubes in a row, followed by a plus sign, an equals sign, and the number 5.

Kindergarten

**Pre-Assessment Unit 4:
Understanding Addition**


Name:

PRE-ASSESSMENT UNIT 4: UNDERSTANDING ADDITION

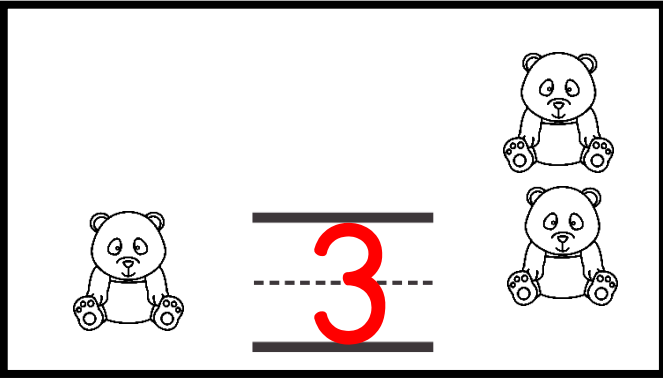
CCSS: K.OA.A.1, K.OA.A.2, K.OA.A.5

TEKS: K.3 A-C

Count the number of pandas in all. Write the number in the middle.

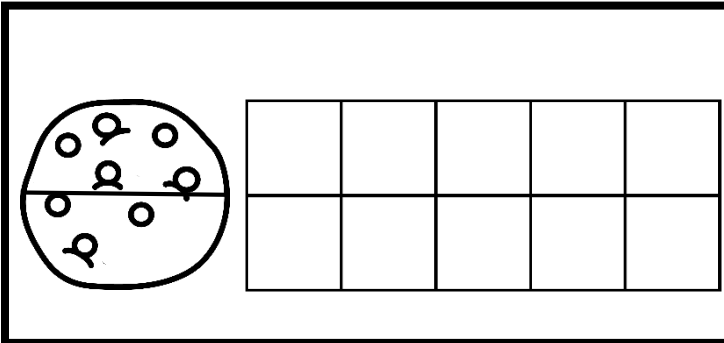


7





3

Draw the chocolate chips on the ten frame. Make a number sentence to show how to add the chips.



$$\underline{5} + \underline{3} = \underline{8}$$

Write the addition number sentences to match the candy in the jars.



$$\underline{2} + \underline{4} = \underline{6}$$

$$\underline{5} + \underline{1} = \underline{6}$$

PRE-ASSESSMENT UNIT 4: UNDERSTANDING ADDITION

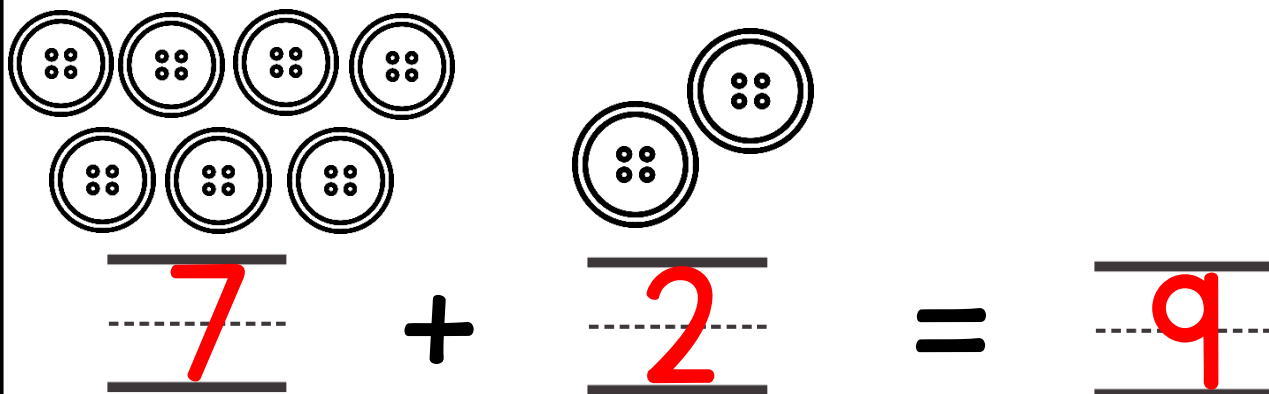
CCSS: K.OA.A.1, K.OA.A.2, K.OA.A.5

TEKS: K.3 A-C

Count and add the gumballs.



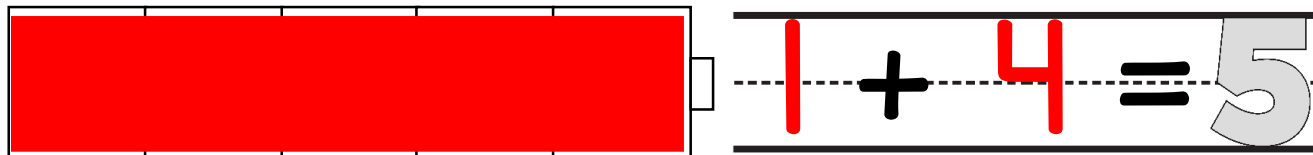
Count and add the buttons. Write the number sentence.



Count and add. Write the number sentence.



Color 1 + 4 = 5 on the cubes.



Kindergarten

**Post-Assessment Unit 4:
Understanding Addition**

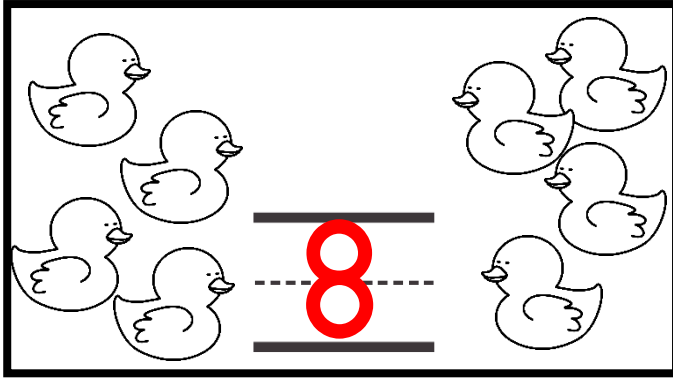
Name: _____

POST-ASSESSMENT UNIT 4: UNDERSTANDING ADDITION

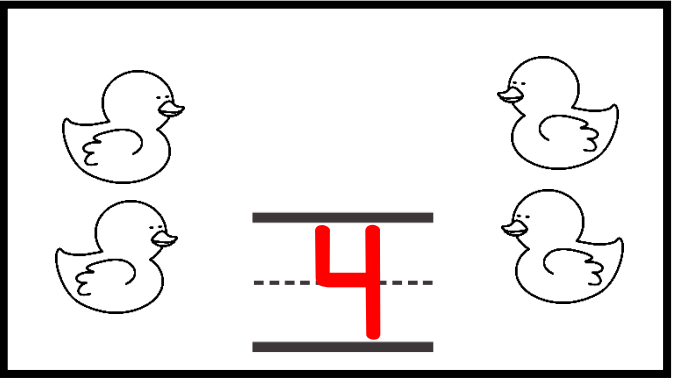
CCSS: K.OA.A.1, K.OA.A.2, K.OA.A.5

TEKS: K.3 A-C

Count the number of ducks in all. Write the number in the middle.

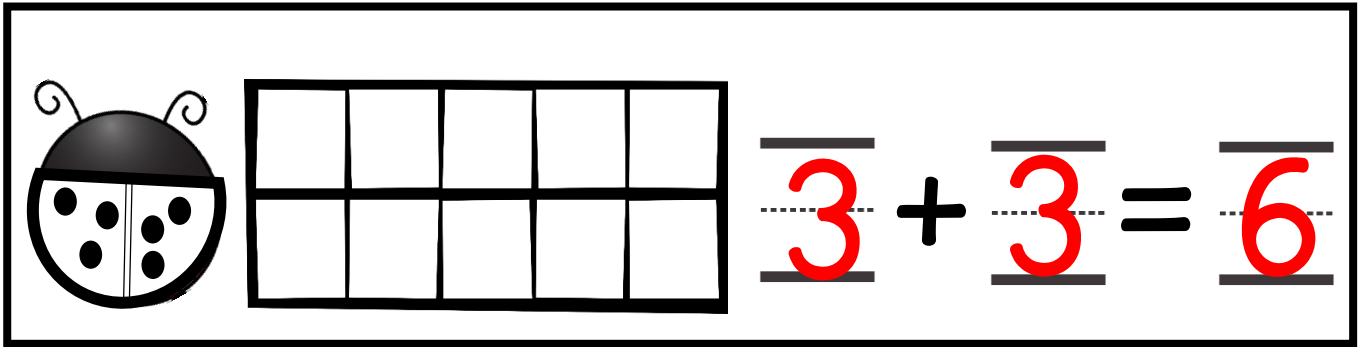


8



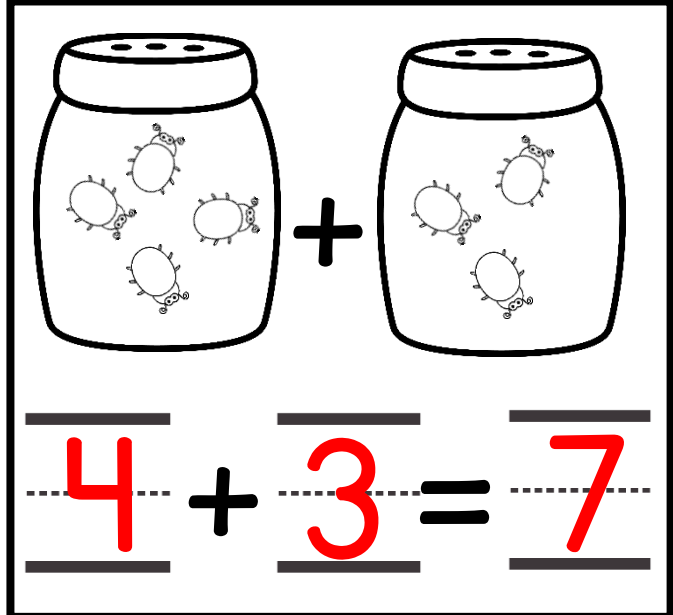
4

Draw the ladybug spots on the ten frame. Make a number sentence to show how to add the spots.

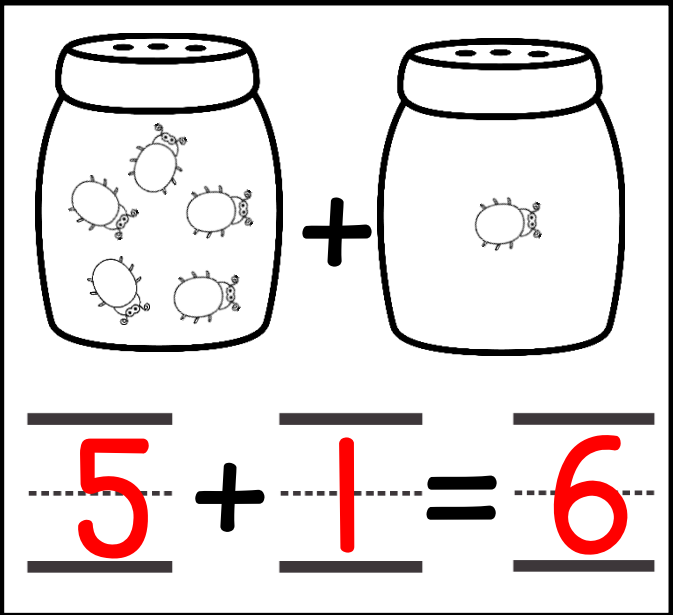


$3 + 3 = 6$

Write the addition number sentences to match the bugs in the jars.



$4 + 3 = 7$



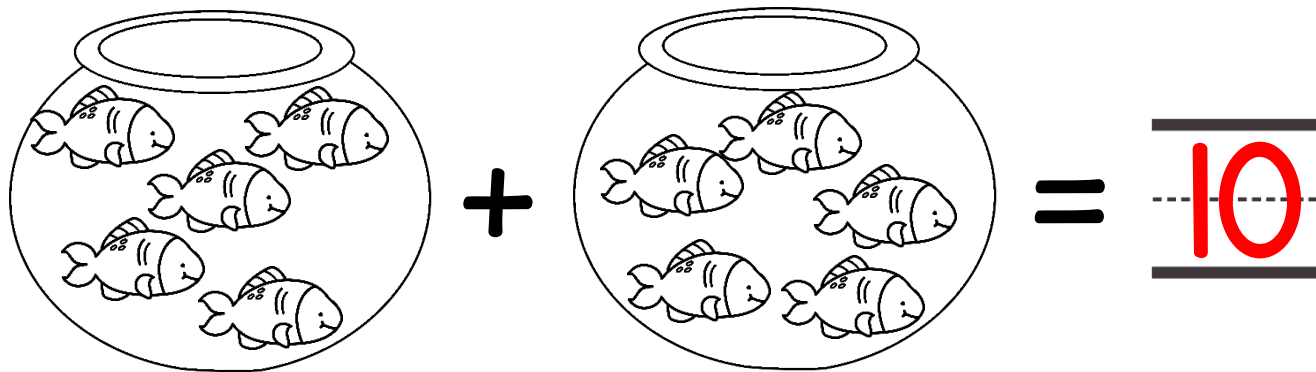
$5 + 1 = 6$

POST-ASSESSMENT UNIT 4: UNDERSTANDING ADDITION

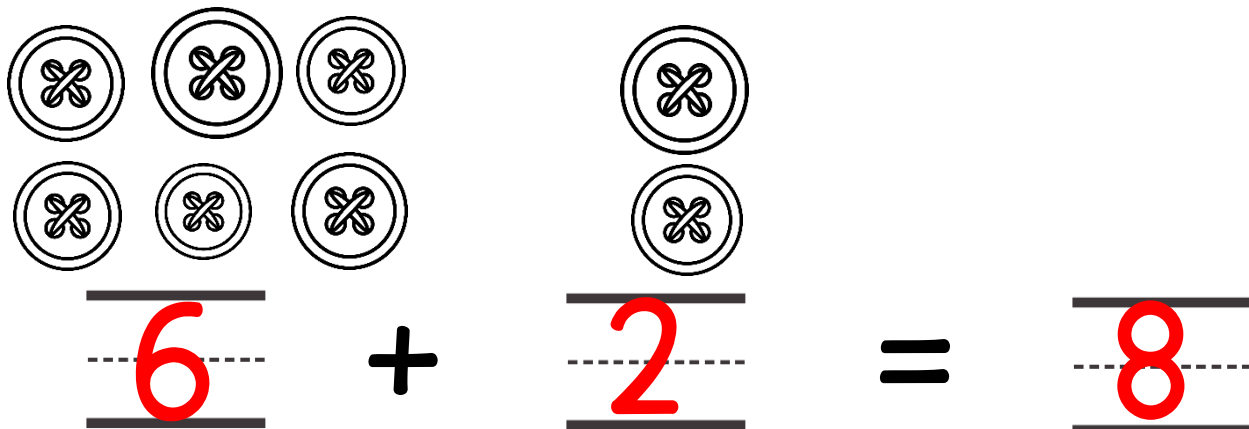
CCSS: K.OA.A.1, K.OA.A.2, K.OA.A.5

TEKS: K.3 A-C

Count and add the fish.



Count and add the buttons. Write the number sentence.



Count and add. Write the number sentence.



Color $2 + 3 = 5$ on the cubes.

