




SONY
Image sensor technology

RFID

OSRAM
LED TECHNOLOGY INCLUDED



D1812

IP VIDEO DOOR STATION

Hybrid upgrade for adding DoorBird IP Intercom technology to installations of DoorKing® 1812 Classic (Flush & Surface Mount) and D1812 Plus (Flush & Surface Mount) while keeping the existing DoorKing® 1812 analog telephone system running.



ANSWER YOUR DOOR ANYWHERE.

HOW DOES IT WORK?

Imagine, you are not at home and your children have locked themselves out or the courier wants to deliver a parcel. With DoorBird this is no longer a problem. Every time someone rings the doorbell you will get a push notification on your smartphone or tablet. Via the DoorBird App you can talk to visitors and also see them live in HD quality. You will never miss a visitor again. With DoorBird you are on the move and yet at home, even if a burglar rings at the door to check if someone is at home.

SMART HOME STARTS AT THE FRONT DOOR

DoorBird is the smart solution for your house entrance. Simply connect your DoorBird IP Video Door Station to your smartphone and talk to your visitor - anywhere you are. The IP Video Door Station can be used as a stand-alone unit or can be integrated into an existing Smart Home platform. Even existing classic installations such as an electric door opener can still be used and controlled via the DoorBird App.

QUALITY MADE IN GERMANY

All DoorBird products are designed, developed and produced by Bird Home Automation GmbH in Berlin, Germany. We manufacture all products with the greatest care and precision, and deliver them to our customers all over the world.

More than 120 employees are committed to continuously developing DoorBird in order to guarantee the highest quality, longevity and customer satisfaction. For us "Made in Germany" is not only a seal of quality, but a philosophy.



ADVANTAGES



Open API

- Local interface for integration with third-party systems and SIP



Automatic door buzzer

- For use in medical offices and office environments



Wiegand Interface

- Output of Keypad and RFID reader



Video and audio call

- On smartphones, tablets (iOS, Android), IP and landline phones (SIP)



Free visitor history

- Store still images for free, optional video recording available



Keypad Module

- Configurable via App
- More than 500 individual PIN codes
- Individual events (e.g. switch a relay, HTTP(s) requests)



Smart Transmission Mode (STM)

- Real-time audio / video communication, optimized for mobile devices via WiFi, 3G, 4G, 5G



Individual action schedules, e.g.:

- RFID card "abc" has only access on Wednesday from 9 am until 11 am
- 4D motion sensor switches on external lamp between 9 pm and 6 am



Bluetooth Low Energy (BLE)

- For access control, compatible external sensors and smart locks



Smart Home & NVR compatible

- Control4, Lillin, Crestron, Synology, Dahua, URC, QNAP, RTI, ELAN, Synology, Bang & Olufsen and others



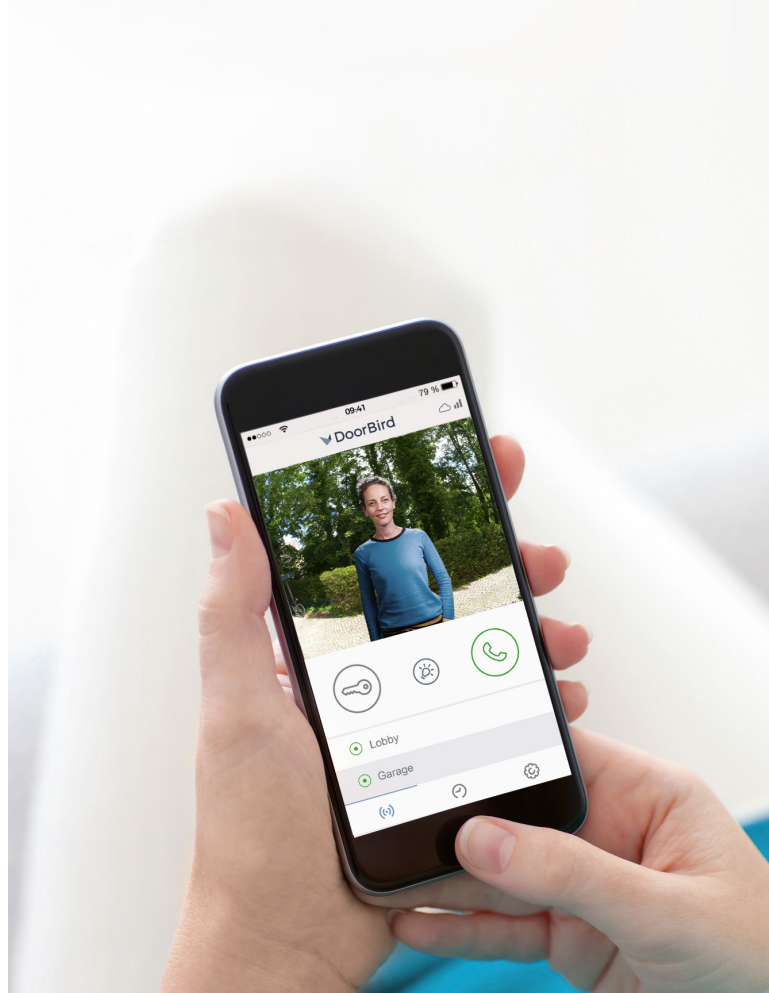
Geofencing

- Automatic door and gate opening when returning home



RFID reader

- Configurable remotely via App (e.g. time frame)



- 4D Motion sensor with 4D technology**
- Distance up to 6 m (19.7 ft) adjustable via App (interval: 1 m / 3.3 ft)

- Noise reduction and echo cancellation (AEC, ANR)**

- Easy self-install**
- Quick installation via QR code scan

- IR Night vision**
- With Infrared LEDs

- Configurable stainless steel button**
- With illuminated LED ring

- Easy connection to the network**
- Connection via a network cable or bell wire via 2-Wire Ethernet PoE Converter "DooBird A1071" (PoE, network data)

- HD HDTV Video**
- Ultra wide-angle, hemispheric lens, 180°

- Two freely configurable bi-stable switching relays**

- Light sensor**
- For night vision mode

- Two doors or gates can be controlled via App
- Status configurable via App: temporary or permanent circuit

- Hybrid upgrade**
- Keep the existing analog DoorKing® 1812 telephone system running

- Microphone**
- Clear voice transmission

TECHNICAL SPECIFICATIONS

GENERAL	
Compatibility	DoorKing® 1812 Classic (Flush & Surface Mount), DoorKing® 1812 Plus (Flush & Surface Mount)
Front panel	2 mm (0.078 in), brushed stainless steel V2A, V4A
Call button	Stainless steel button with illuminated LED ring
Power supply	12 - 15 DC (min. 15 W) or Power over Ethernet (PoE 802.3af Mode-A)
Keypad Module	12 keys, illuminated, configurable via App, e.g. • Individual PIN codes • Individual events (e.g. switch a relay, HTTP(s) requests) • Individual schedules • Up to 500 PIN codes manageable
Weight	1.700 g
Connectors	• RJ45, for LAN/PoE • 2x bistable latching relays, max. 30 V DC/V AC, 3 A, e.g. for electric door opener • Wiegand output (26 bit and 34 bit) • External input, e.g. for external door opener button • 12 - 15 V DC
Weather-proof	Yes, IP65
Approvals	CE, IC, FCC, RoHS, IP65, IK08
Dimensions	150.5 x 248 x 73.5 mm (H x W x D) 5.93 x 9.76 x 2.89 in (H x W x D)
Operating conditions	-25 to +55°C / -13 to 131°F Humidity 10 to 85 % RH (non condensing)
Scope of delivery	1x Main Electrical Unit 1x Front panel 1x Power supply unit (mains adaptor) with four country-specific adaptors (110 - 240 V AC to 15 V DC) 1x Quickstart guide with Digital Passport 1x Installation manual 1x Small parts
Warranty	see www.doorbird.com/warranty
CURRENT SYSTEM REQUIREMENTS	
System requirements	Mobile device: Newest iOS on iPhone/iPad, newest Android on Smartphone/Tablet Internet: High-Speed Landline Broadband Internet connection, DSL, cable or fiber optic, no socks or proxy server Network: Ethernet Network, with DHCP
Recommended installation height	Camera lens should be at a min. height of 145 cm (57 in). Before the installation please determine your optimal installation height.
VIDEO	
Camera	HDTV 1080p, dynamic (VGA - HDTV)
Lens	High-end ultra wide-angle hemispheric lens 180° (D), 150° (H), 82° (V), straightened, IR-capable
Night-vision	Yes, light sensor, automatic IR-cut filter, IR-LEDs (850 nm)
AUDIO	
Audio components	Speaker and microphone, echo and noise cancellation (AEC, ANR)
Audio streaming	Two-way


NETWORK	
Ethernet	PoE 802.3af Mode-A, 10/100 Base-T
WIFI	n/a
Supported protocols	HTTP, HTTPS, SSL/TLS, Bonjour, DNS, RTSP, RTP, TCP, UDP, RTCP, ICMP, DHCP, ARP, SIP, DTMF (RTP [RFC-2833], SIP INFO [RFC-2976]), STN
MOTION SENSOR	
Type	Active
Detection angle	80° (H), 50° (V)
Range	1 - 6 m (3.3 - 19.7 ft), depends on environment, configurable in 1 m (3.3 ft) steps.
Technology	4D. Based on multiple integrated sensors and algorithms, e.g. Radio Frequency Energy (RFE)
Configuration	Via App, e.g. • Range (1 - 6 m / 3.3 - 19.7 ft) • Movement direction (coming, leaving, both) • Individual events (e.g. switch a relay, push notification, SIP call [audio/video], HTTP(s) requests) • Individual schedule
RFID READER 13.56 MHZ	
Type	Active Reader Passive Tag (ARPT) system
Standard	ISO 14443A, MIFARE® Classic®, MIFARE® DESFire® EV1, MIFARE® DESFire® EV2, NFC
Frequency	13.56 MHz
Range	0 - 3 cm, depends on environment
Antenna	Internal
Compatible Transponder	RFID transponder key fobs, sold separately, see www.doorbird.com/buy Up to 500 tags manageable Via App, e.g. • Tag (add, delete) • Individual events (e.g. switch a relay, push notification, SIP call [audio/video], HTTP(s) notification) • Individual schedules
Configuration	
WIEGAND	
Protocols	26, 30, 31, 34 and 44 bit
Direction	Output (Keypad, RFID reader)
Maximum cable length	150 m (492 ft)
Highlights	Galvanic isolation of the Wiegand output signals, max 5 mA per output (data line)
Configuration	Via App, e.g. protocol and interface on/off
INTEGRATED WIRELESS MODULES	
WiFi	n/a
Bluetooth	Bluetooth Low Energy (BLE)
RFID	13.56 MHz
Sensor	24 GHz, can be disabled
THIRD-PARTY INTEGRATION (DOORBIRD CONNECT)	
Partner integrations	see www.doorbird.com/connect
API	see www.doorbird.com/api
Simultaneous video streams	One, for event-based and continuous recording
OPTIONAL ACCESSORIES	
Sold separately	see www.doorbird.com/buy

DoorBird is a registered trademark of Bird Home Automation GmbH.
 DoorKing® is a registered trademark of DoorKing, Inc. All other company and product names may be trademarks of the respective companies with which they are associated.

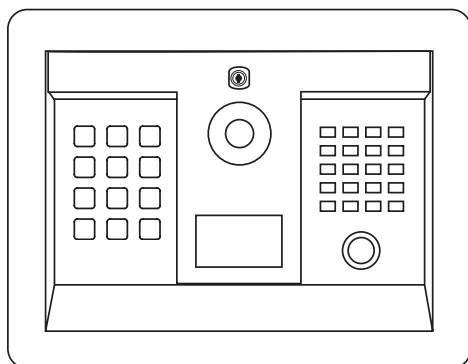
INSTALLATION

The DoorBird D1812 is an IP Video Door Station upgrade for DoorKing® 1812 Telephone Intercom Systems.

The customer can use the solution as a hybrid system: Add DoorBird IP Intercom technology while keeping existing DoorKing® analog telephone systems running.



DoorBird D1812 integrated in DoorKing® 1812 Classic Surface Mount and 1812 Plus Surface Mount

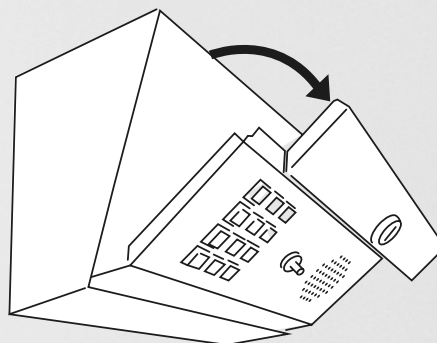


DoorBird D1812 integrated in DoorKing® 1812 Classic Flush Mount and 1812 Plus Flush Mount

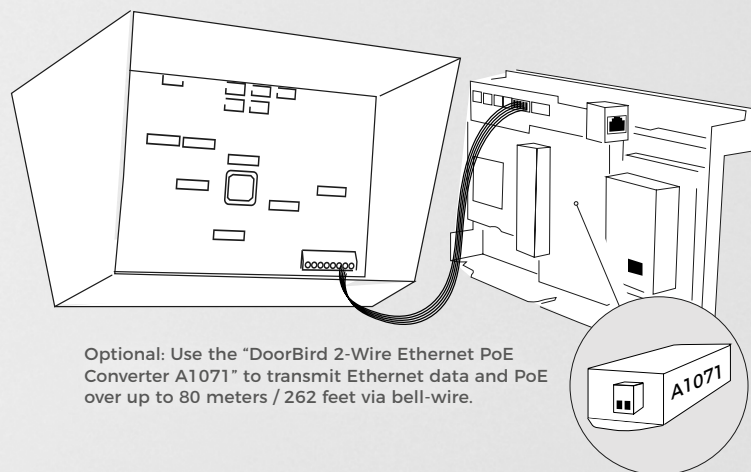
The DoorBird D1812 is not powered via the DoorKing® 1812 power supply - it requires separate power supply via PoE or 12-15 VDC (15 VDC power supply unit in scope of delivery)

Installation in three simple steps:

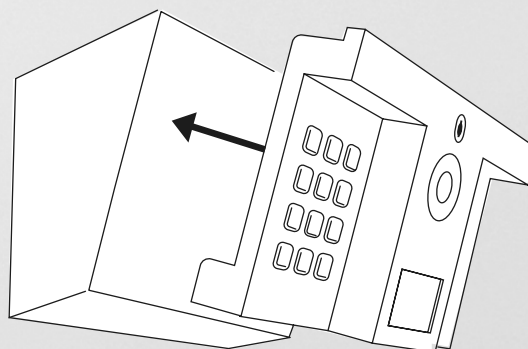
- 1 Unlock the DoorKing® 1812 front panel. Unplug the cables between the DoorKing® 1812 front panel and control board. Remove the DoorKing® 1812 front panel.



- 2 Plug the cables from the DoorBird D1812 to the DoorKing® control board. Connect a network cable with Power over Ethernet (PoE) to the DoorBird D1812. Or use a two-wire cable (twisted) together with the „DoorBird 2-Wire EthernetPoE Converter A1071“ to transmit Ethernet data and PoE over up to 80 meters/262 feet.



Optional: Use the "DoorBird 2-Wire Ethernet PoE Converter A1071" to transmit Ethernet data and PoE over up to 80 meters / 262 feet via bell-wire.



- 3 Slide-in the DoorBird D1812 front panel into the DoorKing® 1812 backhousing and lock it.