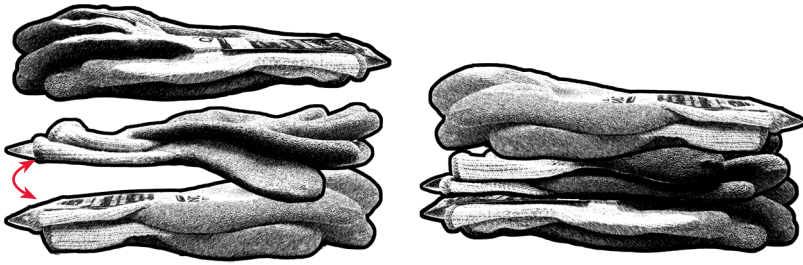




Quality Gloves Since 1975


3 PAIRS PER INNER PACK - 144PAIRS PER MASTER CARTON

STEP 1:



3 pairs of gloves, stacked tags facing up alternating end to end
3對手套，堆疊標籤面朝上交替端對端

STEP 2:

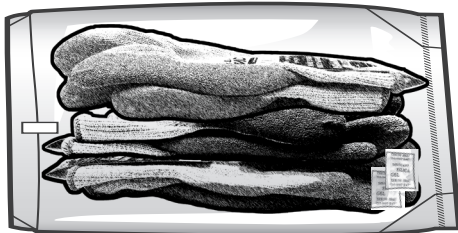


3 Pairs
3雙

Insert into 1 polybag INNER PACK
一塑料袋

Insert 2 silica packets into polybag
在每個塑料袋中放入2小包乾燥

STEP 3:



Tape polybag closed
膠帶塑料袋

(Or, if carefully following our suggested measures for mold prevention, SEAL polybag closed)
(或者，如果仔細遵循我們建議的防霉措施，密封塑料袋關閉)

STEP 4:



6.5 cm x 10 cm



Apply one INNER PACK barcode sticker onto top of polybag
將不干膠條行碼貼在里面的包裝塑料袋上

40 INNER PACKS per MASTER CARTON
一個外箱里放40個塑料袋包裝

ALL BARCODES FACING UP
所有的不干膠條行碼都是面朝上貼