

COMMERCIAL

SURFACES

INSIDE

INSPIRATION



VITL

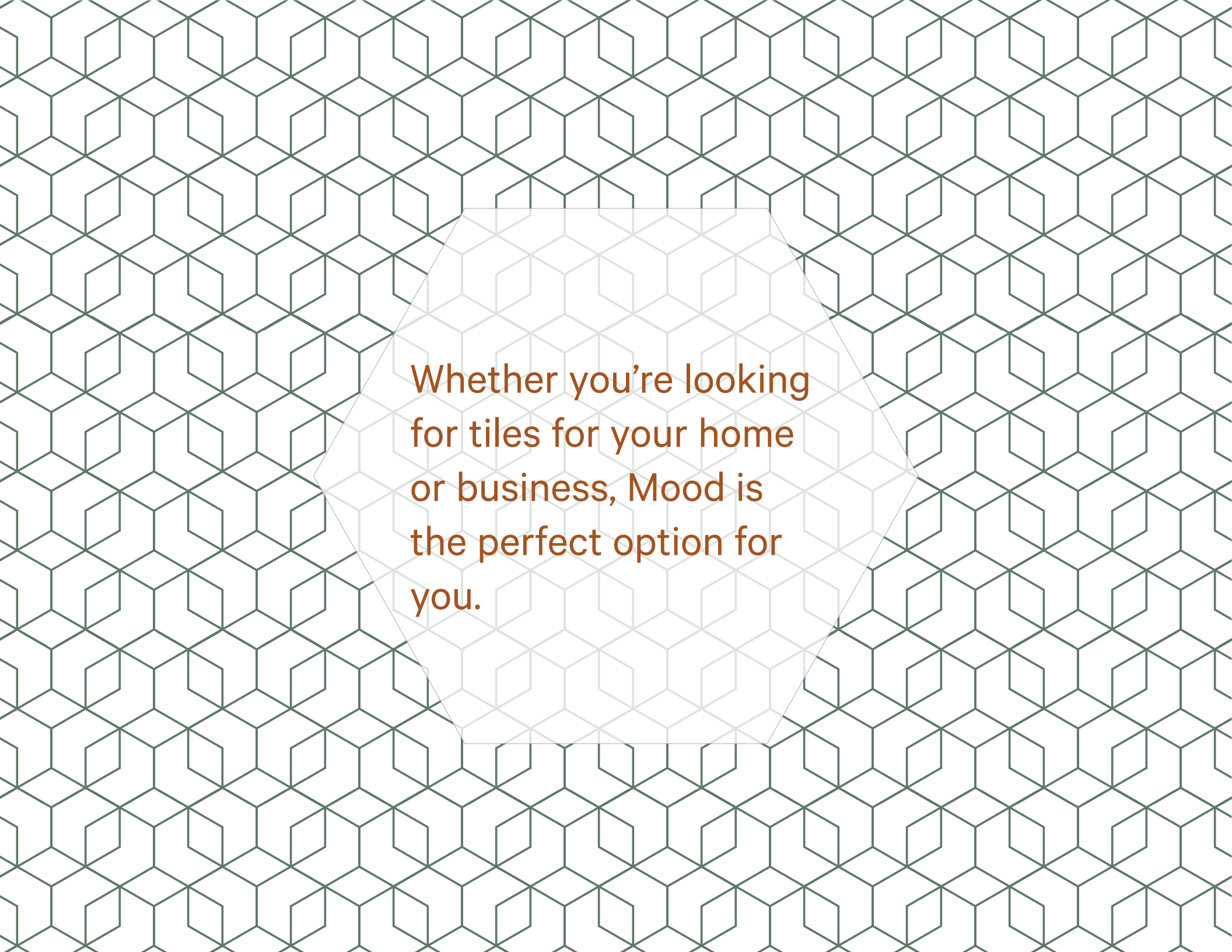
MOOD

INSPIRATION

INSIDE

SURFACES

COMMERCIAL




Whether you're looking
for tiles for your home
or business, Mood is
the perfect option for
you.

MOOD



Mood Denim Glossy 3" x 5"

Colors




Mood White | VTL MOWH



Mood Mink | VTL MOMK




Mood Turquoise | VTL MOTU




Mood Demin | VTL MODE



Mood Rose | VTL MORO



Mood Wine | VTL MOWI



Mood Avocado | VTL MOAV



Mood Midnight | VTL MOMI



Mood Cobalt | VTL MOCO

MOOD

Mood is a versatile tile collection inspired by the rich tradition of Zellige art, offering a stunning range of luminous, contemporary colors. This collection creates a mood that is both elegant and cosmopolitan, blending timeless craftsmanship with modern sensibilities. Each tile brings a distinctive character to the space, allowing for the creation of personalized environments that reflect individual taste. The diversity of hues and textures enhances the atmosphere, transforming any setting into a refined yet vibrant retreat, whether it's a cozy home or a sleek urban environment.

This version connects the artistic inspiration to the overall mood and atmosphere that the tiles create.



Mood Denim Glossy 3" x 5"

MOOD



Made in Italy



Import



Water
Absorption:
0.15%



V4 Substantial
Variation

White



Shapes & Sizes



5" x 5" Glossy 9mm

Mink



Shapes & Sizes



5" x 5" Glossy 9mm

Mosaic



3" x 5" Glossy 9mm



4" x 6" Diamond Glossy 9mm

Mosaic



4" x 6" Diamond Glossy 9mm



3" x 5" Glossy 9mm

Turquoise



Shapes & Sizes



5" x 5" Glossy 9mm

Demin



Shapes & Sizes



5" x 5" Glossy 9mm

Mosaic



4" x 6" Diamond Glossy 9mm



3" x 5" Glossy 9mm

Mosaic



4" x 6" Diamond Glossy 9mm



3" x 5" Glossy 9mm

MOOD



Made in Italy



Import



Water
Absorption:
0.15%



V4 Substantial
Variation

Rose




Shapes & Sizes



5" x 5" Glossy 9mm

Wine



Shapes & Sizes



5" x 5" Glossy 9mm

Mosaic




3" x 5" Glossy 9mm



4" x 6" Diamond Glossy 9mm

Mosaic



4" x 6" Diamond Glossy 9mm



3" x 5" Glossy 9mm

Avocado




Shapes & Sizes



5" x 5" Glossy 9mm

Cobalt




Shapes & Sizes



5" x 5" Glossy 9mm

Mosaic



3" x 5" Glossy 9mm



4" x 6" Diamond Glossy 9mm

Mosaic



4" x 6" Diamond Glossy 9mm



3" x 5" Glossy 9mm

MOOD



Made in Italy



Import




Water Absorption:
0.15%



V4 Substantial
Variation

Midnight



Shapes & Sizes



5" x 5" Glossy 9mm

Mosaic



4" x 6" Diamond Glossy 9mm



3" x 5" Glossy 9mm



Mood White Glossy 4" x 6"


SIZES

5" x 5" Glossy 9mm




- White
- Midnight
- Mink
- Turquoise
- Denim
- Cobalt
- Rose
- Wine
- Avocado

4" x 6" Glossy 9mm



- 4" x 6" 9mm
- White
- Midnight
- Mink
- Turquoise
- Denim
- Cobalt
- Rose
- Wine
- Avocado

3" x 5" Glossy 9mm



- 3" x 5" 9mm
- White
- Midnight
- Mink
- Turquoise
- Denim
- Cobalt
- Rose
- Wine
- Avocado

Field Tiles*

SIZE	ACTUAL	THICKNESS	FINISH
5" x 5" Field Tile	5" x 5"	9 mm	Glossy
4" x 6" Diamond Field Tile	4" x 6"	9 mm	Glossy
3" x 5" Field Tile	47.25" x 47.25"	20 mm	Glossy

Product Characteristics

TEST	GLOSSY
Breaking Strength	≥13N/mm ²
Chemical Resistance	A-LA
DCOF	Not Applicable
Deep Scratch Resistance - Unglazed	Not Resistant
Frost Resistance	Not Resistant
Mohs Hardness - EN101	Not Applicable
Water Absorption	0.15%
Certifications	Not Applicable
Country of Origin	Portugal
Shade Variation Code	v4

Material

Glazed Ceramic

GLAZED CERAMIC CARE & MAINTENANCE

INITIAL CLEANING

Proper cleaning after installation is essential for future maintenance. Remove excess grout using clean water and a sponge. If grout leaves behind a white haze, it can be wiped off using a clean cloth after grout has cured. Stubborn residue may require the use of a grout haze remover solution or neutral detergent. Thoroughly rinse the area with clean water and dry with a clean towel or wet vacuum.

ROUTINE MAINTENANCE

Immediately wipe up any spills and clean the area using a damp cloth or sponge. Remove loose soil using a broom or vacuum. To remove stubborn surface debris, use a scraper or putty knife. Wipe the area with a PH-neutral and soapless cleaner. Rinse with clear water and wipe dry to prevent residue. Do not use cleaning wax, oil-based cleaners, ammonia, sealants, or products containing acid or bleach for routine maintenance. Avoid using abrasive cleaning products such as steel wool.

WHEN IT MUST BE GREAT.

WHEN IT MUST BE READY.

WHEN IT MUST BE EXTRAORDINARY.

WHEN IT MATTERS MOST.

VITL

Start your journey

Request samples.

www.vitlsurfaces.com
samples@vitlsurfaces.com

