

Features

- Contemporary design offers an attractive alternative to traditional P-trap fittings
- Removable trap eye for easy cleaning
- 1-1/4" (32 mm) diameter slip-fit inlet
- Includes 12" (305 mm) extension tube

Material

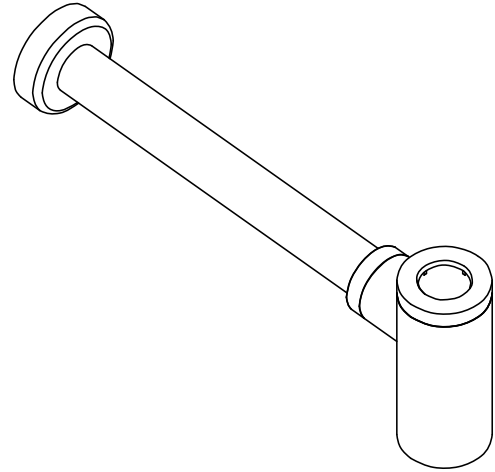
- Solid-brass construction for durability and reliability
- KOHLER finishes resist corrosion and tarnishing

Installation

- Intended for console table and vessel installations

Recommended Products/Accessories

K-23726 Drain treatment



Codes/Standards











ASME A112.18.2/CSA B125.2

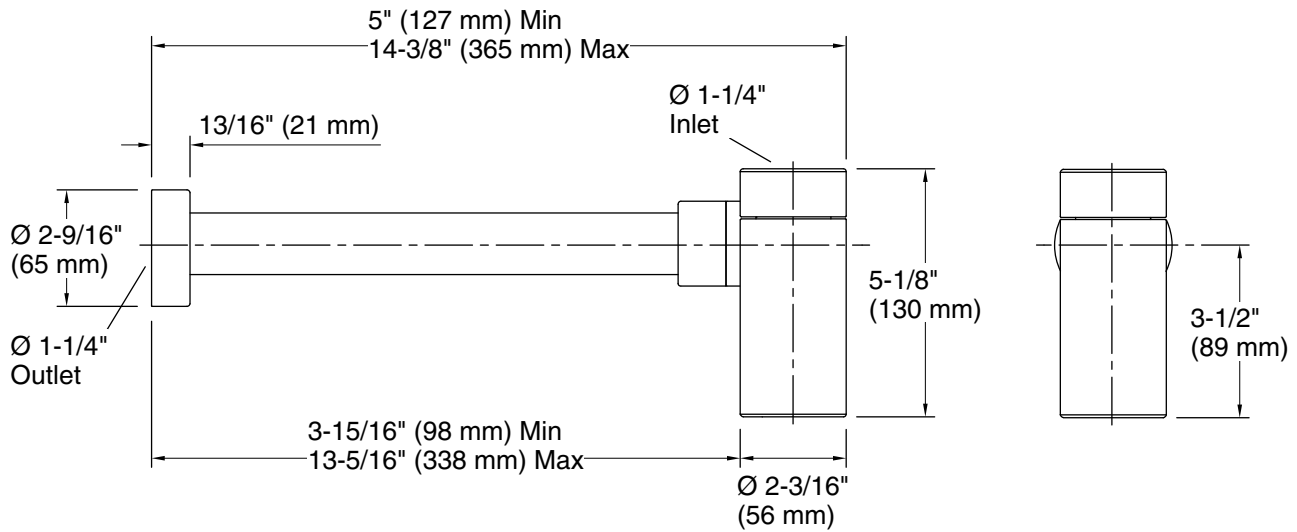
KOHLER® Faucet Lifetime Limited Warranty

See website for detailed warranty information.

Available Colors/Finishes

Color tiles intended for reference only.

Color	Code	Description
	CP	Polished Chrome
	SN	Vibrant® Polished Nickel
	AF	Vibrant® French Gold
	BN	Vibrant® Brushed Nickel
	BV	Vibrant® Brushed Bronze
	BL	Matte Black
	2MB	Vibrant® Brushed Moderne Brass
	TT	Vibrant Titanium
	BGP	Vibrant Brushed Graphite
	DR	Deep Bronze



Technical Information

All product dimensions are nominal.

Material: Brass

Notes

Install this product according to the installation instructions.