

SPPTM Low Loss, Low PIM Coaxial Cables

ISO 9001 Certified

Flexible, Low PIM, Plenum Rated Jumper Cables

- -160 dBc PIM for optimal system performance
- UL listed, type CMP (plenum), UL file #E-170516
- Super flexible for ease of installation
- Corrugated copper outer conductor providing greater than 100dB of shielding
- Durable FEP outer jacket is suitable for both indoor and outdoor use

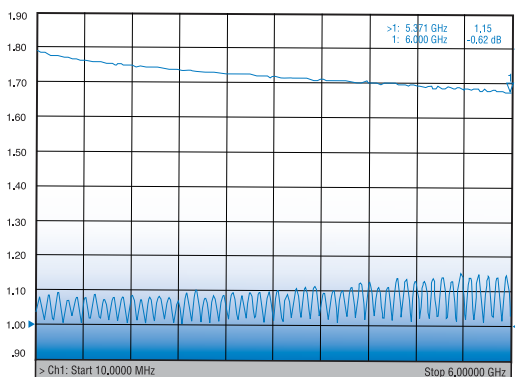
Major Carrier Approved!



SPP-250-LLPL, SPP-375-LLPL, SPP-500-LLPL 50 Ohm low loss, low PIM cable assemblies

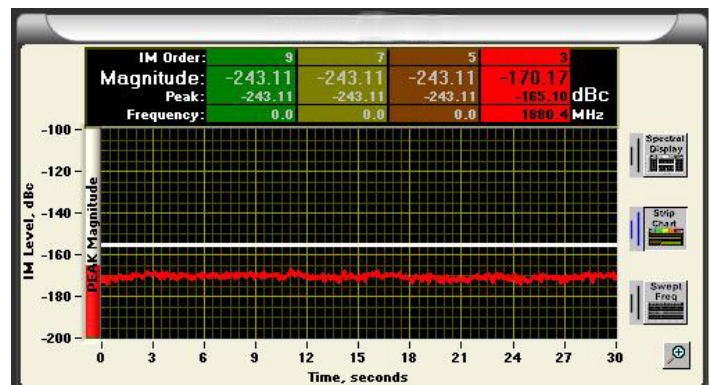
- Available in any required connector configuration and length
- Large selection of standard configurations for quick delivery
- Check inventory at StockCheck on our website
- Available connector interfaces: SMA, N, 7-16 DIN, 4.1/9.5 mini DIN, 4.3/10.0 DIN
- 100% tested for static and dynamic PIM, VSWR and insertion loss
- Serial marker band includes PIM, VSWR & IL test data which is retained and accessible on the Times website
- 10 year Times Microwave warranty

Typical VSWR & Insertion Loss

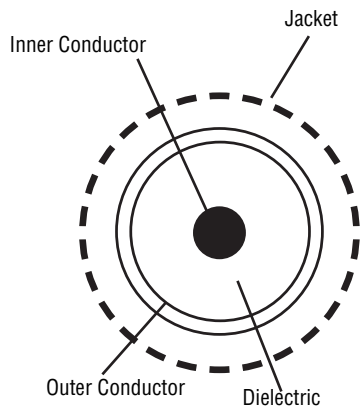


SPP250NMNM1.0M

Dynamic PIM Test Results



SPP™ Coaxial Cables



Cable Construction

Inner Conductor:

- SPP-250-LLPL: Solid bare copper
- SPP-375-LLPL: BCCAI
- SPP-500-LLPL: BCCAI

Dielectric:

Expanded PTFE

Outer Conductor:

Seam welded corrugated copper tube

Jacket:

FEP

Physical Specifications	SPP-250-LLPL		SPP-375-LLPL		SPP-500-LLPL	
Jacket: FEP; OD: in(mm)	0.280	(7.1)	0.402	(10.2)	0.500	(13.4)
Outer Conductor: Corrugated Copper Tube; OD: in(mm)	0.250	(6.3)	0.380	(9.6)	0.472	(12.1)
Dielectric: LD PTFE OD: in(mm)	0.190	(4.8)	0.285	(7.1)	0.370	(9.4)
Center Conductor: OD: in(mm)	0.068	(1.7)	0.100	(2.7)	0.136	(3.5)
Bend Radius: in(mm)	1.25	(32)	1.38	(35)	1.50	(38)
Bending Moment: ft-lbs (N-m)	0.8	(1.0)	1.7	(2.0)	2.0	(2.4)
Tensile Strength: lb (kg)	150	(68.2)	175	(79.5)	210	(95.5)
Flat Plate Crush Strength: lb/in (kg/mm)	100	(1.8)	100	(1.8)	110	(2.0)
Weight: lbs/1000 ft (kg/km)	66	(78)	115	(127)	200	(167)

Environmental Specifications	SPP-250-LLPL		SPP-375-LLPL		SPP-500-LLPL	
Installation Temperature Range °C/°F	-55/+200	(-67/+392°)	-55/+200	(-67/+392°)	-55/+200	(-67/+392°)
Storage Temperature Range °C/°F	-55/+200	(-67/+392°)	-55/+200	(-67/+392°)	-55/+200	(-67/+392°)
Operating Temperature Range °C/°F	-55/+200	(-67/+392°)	-55/+200	(-67/+392°)	-55/+200	(-67/+392°)

Electrical Specifications	SPP-250-LLPL		SPP-375-LLPL		SPP-500-LLPL				
Velocity of Propagation: %	76%		76%		76%				
Impedance: Ohms	50 Ohms		50 Ohms		50 Ohms				
Capacitance: pF/ft (pF/m)	27.0	(8.2)	27.5	(8.4)	29.0	(8.8)			
Inductance: μH/ft (uH/m)	0.067	(0.22)	0.067	(0.22)	0.069	(0.23)			
Shielding Effectiveness: dB	>100		>100		>100				
Center Conductor DC Resistance: Ohms/1000 ft/(km)	3.0	(9.84)	1.30	(4.26)	0.82	(2.70)			
Shield DC Resistance: Ohms/1000 ft (km)	2.00	(6.56)	1.52	(4.98)	1.00	(3.28)			
Attenuation & Average Power @ MHz	dB/100 ft (dB/100m) Kw		dB/100 ft (dB/100m) Kw		dB/100 ft (dB/100m) Kw				
450	3.8	(12.5)	1.01	2.5	(8.4)	2.11	2.3	(7.4)	2.63
700	4.8	(15.8)	0.81	3.2	(10.6)	1.67	2.8	(9.3)	2.07
850	5.3	(17.4)	0.73	3.6	(11.7)	1.50	3.2	(10.4)	1.87
1900	8.1	(26.6)	0.47	5.5	(18.1)	0.97	4.9	(16.1)	1.20
2100	8.6	(21.1)	0.45	5.8	(19.1)	0.92	5.2	(17.0)	1.14
2300	9.0	(29.5)	0.43	6.1	(20.1)	0.87	5.4	(17.9)	1.08
2400	9.2	(30.1)	0.42	6.3	(20.5)	0.85	5.6	(18.3)	1.05
4900	13.5	(44.4)	0.28	9.3	(30.7)	0.57	8.4	(27.5)	0.70
5800	14.8	(48.7)	0.26	10.3	(33.8)	0.52	9.2	(30.3)	0.63

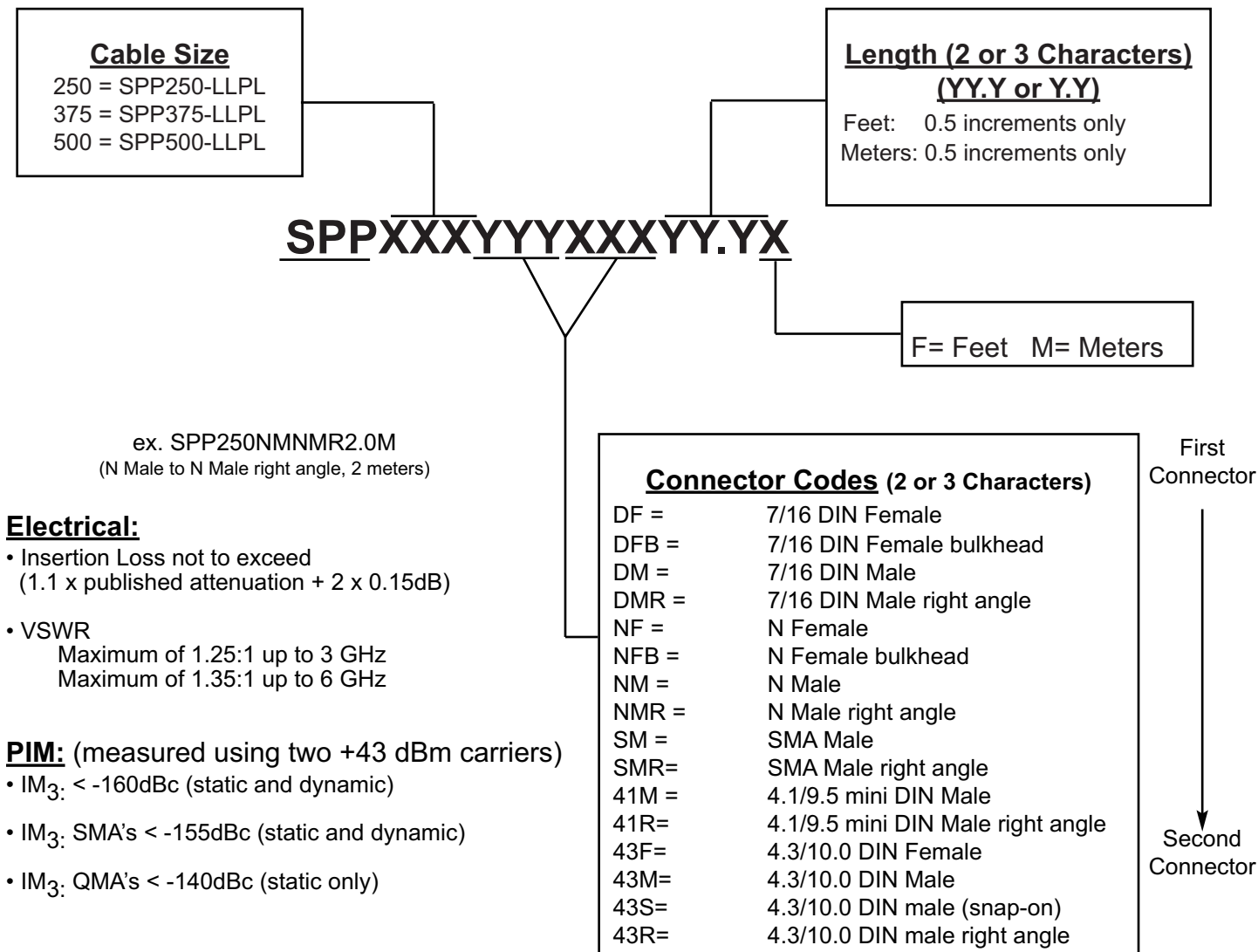
Connectors (solder body) (Connectors with BLK suffix packed 100 pieces per bulk pack)			
N Male Straight	TC-SPP250-NM-LP (3190-2833BLK)	TC-SPP375-NM-LP (3190-2951BLK)	TC-SPP500-NM-LP (3190-2946BLK)
N Male Right Angle	TC-SPP250-NM-RA-LP (3190-2834BLK)	-	-
N Female	TC-SPP250-NF-LP (3190-2851BLK)	TC-SPP375-NF-LP (3190-306BLK)	TC-SPP500-NF-LP (3190-3011BLK)
N Female Bulkhead	TC-SPP250-NF-BH-LP (3190-2835BLK)	-	-
7-16 DIN Male Straight	TC-SPP250-716M-LP (3190-2853BLK)	TC-SPP375-716M-LP (3190-2940BLK)	TC-SPP500-716M-LP (3190-2945BLK)
7-16 DIN Female Straight	TC-SPP250-716F-LP (3190-3002BLK)	TC-SPP375-716F-LP (3190-6119BLK)	-
7-16 DIN Male Right Angle	TC-SPP250-716M-RA-LP (3190-2854BLK)	-	-
SMA Male Straight	TC-SPP250-SM-LP (3190-2947BLK)	-	-
SMA Male Right Angle	TC-SPP250-SM-RA-LP (3190-3006BLK)	-	-
4.1/9.5 mini DIN Male Straight	TC-SPP250-4195M-LP (3190-3014BLK)	-	-
4.1/9.5 mini DIN Right Angle	TC-SPP250-4195M-RA-LP (3190-3027BLK)	-	-
4.3/10.0 DIN Male Straight	TC-SPP250-4310M-LP (3190-6144BLK)	-	TC-SPP500-4310M-LP (3190-6213BLK)
4.3 /10.0 DIN Male Straight (Snap-on)	TC-SPP250-4310MS-LP (3190-6201BLK)	-	-
4.3 /10.0 DIN Male Right Angle	TC-SPP250-4310M-RA-LP (3190-6180BLK)	-	-
4.3 /10.0 DIN Female Straight	TC-SPP250-4310F-LP (3190-6197BLK)	-	-

• Jumpers available in any length with most popular connector combinations

• iBwave VEX files available at www.iBwave.com

SPP™ Coaxial Cables

Smart Part Number Key for SPP Low PIM Jumpers



Electrical:

- Insertion Loss not to exceed (1.1 x published attenuation + 2 x 0.15dB)
- VSWR
 Maximum of 1.25:1 up to 3 GHz
 Maximum of 1.35:1 up to 6 GHz

PIM: (measured using two +43 dBm carriers)

- IM₃: < -160dBc (static and dynamic)
- IM₃: SMA's < -155dBc (static and dynamic)
- IM₃: QMA's < -140dBc (static only)

**Many assembly configurations are available from stock.
 Refer to the on-line [StockCheck](#) for specific configurations.**